



Club Health Assessment for District 380 through June 2025

			Status	Membership							Reports					Finance		LCIF
Club Number	Club Name	Charter Date		Current Member Count	YTD Members Added	YTD Members Dropped	YTD Net Growth	YTD Net Growth%	Member Count 12 Months Ago	Avg. length of service for dropped members	Months Since Last MMR ***	Yrs. Since Last Officer Report	President Rotation	Vice President Reported ****	Months Since Last Activity Report ***	Account Balance	Donations for current Fiscal Year	
			Number of times on status quo within last two years	If below 15 members appears			If net loss is greater than 20% appears				If no report in 3 months appears in	When more than one year appears in	Number of repeat terms	Notes the officers that do not have appears in an active	If no report at 12 months red			
Clubs less than two years old																		
157928	Shen Zhen Ai Xin	06/28/2024	Active	28	10	11	-1	-3.45%	30	1	0		None	P,S,T,M,VP SC	N/A	90+ Days		
181351	Shenzhen Ai Hua	03/14/2025	Active	17	25	8	17	100.00%	0	0	0			P,S,T,M,VP SC	N/A			
172134	Shenzhen Bei Dou	06/28/2024	Active	14	6	17	-11	-44.00%	25	1	0		None	P,S,T,M,VP SC	N/R			
172131	Shenzhen Hua Ai	06/28/2024	Active	27	10	11	-1	-3.57%	28	1	0		None	P,S,T,M,VP SC	N/A			
172114	Shenzhen Le Tong	06/28/2024	Active	21	6	12	-6	-22.22%	27	1	0		None	P,S,T,M,VP SC	N/A			
172085	Shenzhen Shao Hua	06/28/2024	Active	22	17	20	-3	-12.00%	25	2	0		None	P,S,T,M,VP SC	N/A			
181827	Shenzhen Shen Shan	05/08/2025	Newly Chartered	29	29	0	29	100.00%	0		0			P,S,T,M,VP SC	N/A			
172082	Shenzhen Wan Qu	06/27/2024	Status Quo(1)	20	1	6	-5	-20.00%	50	1	2		None	P,S,T,M,VP SC	N/A	90+ Days		
179607	Shenzhen Xi Sheng	11/21/2024	Active	21	26	5	21	100.00%	0	0	0			P,S,T,M,VP SC	N/A			
172328	Shenzhen Xing Chen	06/28/2024	Active	11	5	19	-14	-56.00%	25	1	0		None	P,S,T,M,VP SC	N/A			
179608	Shenzhen Zheng Xin	11/21/2024	Active	18	33	15	18	100.00%	0	3	0			P,S,T,M,VP SC	N/A			
181924	Shenzhen Zi Fei Yu	06/14/2025	Newly Chartered	30	30	0	30	100.00%	0		0			P,S,T,M,VP SC	N/A			
Clubs more than two years old																		
65268	CHINA SHENZHEN Exc Award (06/30/2016, 06/30/2018, 06/30/2020)	04/08/2002	Active	46	6	0	6	15.00%	40		2	1	None	P,S,T,M,VP SC	24+		\$52,000.00	
67363	CHINA SHENZHEN BA GUA LING	02/28/2003	Active(1)	25	6	4	2	8.70%	23	4	0	1	None	P,S,T,M,VP SC	24+			
67372	CHINA SHENZHEN BAO AN Exc Award (06/30/2016, 06/30/2019)	02/28/2003	Active(1)	29	0	2	-2	-6.45%	31	6	0	1	None	P,S,T,M,VP SC	24+		\$1,000.00	
93566	CHINA SHENZHEN BAO SHUI QU	01/06/2006	Cancelled(6*)	0	0	0	0	0.00%	0		61	5	None	P,S,T,M,VP SC	24+			
67357	CHINA SHENZHEN BI JIA SHAN Exc Award (06/30/2016, 06/30/2018)	02/28/2003	Active	29	3	2	1	3.57%	28	6	0	1	None	P,S,T,M,VP SC	24+			
67358	CHINA SHENZHEN BIN HE Exc Award (06/30/2017)	02/28/2003	Active(1)	15	0	1	-1	-6.25%	16	16	0	1	None	P,S,T,M,VP SC	24+			




Club Health Assessment for District 380 through June 2025

			Status	Membership							Reports					Finance		LCIF
Club Number	Club Name	Charter Date		Current Member Count	YTD Members Added	YTD Members Dropped	YTD Net Growth	YTD Net Growth%	Member Count 12 Months Ago	Avg. length of service for dropped members	Months Since Last MMR ***	Yrs. Since Last Officer Report	President Rotation	Vice President Reported ****	Months Since Last Activity Report ***	Account Balance	Donations for current Fiscal Year	
			Number of times on status quo within last two years	If below 15 members appears					If net loss is greater than 20% appears		If no report in 3 months appears in	When more than one year appears in	Number of repeat terms	Notes the officers that do not have appears in an active	If no report at 12 months red			
67359	CHINA SHENZHEN CAI TIAN	02/28/2003	Active(1)	13	2	3	-1	-7.14%	14	7	0	1	None	P,S,T,M,VP SC	24+			
67561	CHINA SHENZHEN GAO XIN	03/31/2003	Active(1)	46	2	0	2	4.55%	44		7	1	None	P,S,T,M,VP SC	24+			
Exc Award (06/30/2016, 06/30/2017, 06/30/20																		
67371	CHINA SHENZHEN HONG LI	02/28/2003	Active(1)	39	3	1	2	5.41%	37	14	0	1	None	P,S,T,M,VP SC	24+		\$2,000.00	
Exc Award (06/30/2016)																		
67439	CHINA SHENZHEN HONG SHU WAN	03/14/2003	Active	11	0	4	-4	-26.67%	15	6	0	1	None	P,S,T,M,VP SC	N/A			
67360	CHINA SHENZHEN HUA QIANG	02/28/2003	Active	8	0	4	-4	-33.33%	12	3	0	1	None	P,S,T,M,VP SC	24+			
67364	CHINA SHENZHEN HUA QIAO CHENG	02/28/2003	Active(1)	22	2	4	-2	-8.33%	24	6	0	1	None	P,S,T,M,VP SC	N/A			
Exc Award (06/30/2017)																		
67565	CHINA SHENZHEN HUANG GANG	03/31/2003	Active	34	5	4	1	3.03%	33	11	0	1	None	P,S,T,M,VP SC	24+			
Exc Award (06/30/2018)																		
130596	China Shenzhen Jing Feng	03/31/2017	Active	21	2	3	-1	-4.55%	22	3	0	1	None	P,S,T,M,VP SC	N/A			
67361	CHINA SHENZHEN LIAN HUA SHAN	02/28/2003	Active(1)	26	9	4	5	23.81%	21	12	0	1	None	P,S,T,M,VP SC	24+		\$1,100.00	
Exc Award (06/30/2017)																		
67544	CHINA SHENZHEN NAN HAI	03/31/2003	Active(1)	16	2	6	-4	-20.00%	20	8	0	1	None	P,S,T,M,VP SC	24+			
Exc Award (06/30/2016, 06/30/2017)																		
67547	CHINA SHENZHEN PENG CHENG	03/31/2003	Active	27	3	2	1	3.85%	26	11	0	1	None	P,S,T,M,VP SC	24+			
Exc Award (06/30/2018)																		
108535	CHINA SHENZHEN PING SHAN	06/01/2010	Active(1)	36	1	7	-6	-14.29%	42	12	0	1	None	P,S,T,M,VP SC	24+			
Exc Award (06/30/2023)																		
67546	CHINA SHENZHEN SHA JING	03/31/2003	Active(1)	30	3	3	0	0.00%	30	14	0	1	None	P,S,T,M,VP SC	24+			
Exc Award (06/30/2016, 06/30/2023)																		
67575	CHINA SHENZHEN SHANG BU	03/31/2003	Active(1)	40	2	2	0	0.00%	40	15	0	1	None	P,S,T,M,VP SC	24+		\$30,000.00	
Exc Award (06/30/2016, 06/30/2017, 06/30/20																		
67548	CHINA SHENZHEN SHE KOU	03/31/2003	Cancelled(6*)	0	0	0	0	0.00%	0		61	5	None	P,S,T,M,VP SC	N/A			



Club Health Assessment for District 380 through June 2025

			Status	Membership							Reports					Finance		LCIF
Club Number	Club Name	Charter Date		Current Member Count	YTD Members Added	YTD Members Dropped	YTD Net Growth	YTD Net Growth%	Member Count 12 Months Ago	Avg. length of service for dropped members	Months Since Last MMR ***	Yrs. Since Last Officer Report	President Rotation	Vice President Reported ****	Months Since Last Activity Report ***	Account Balance	Donations for current Fiscal Year	
			Number of times on status quo within last two years	If below 15 members appears				If net loss is greater than 20% appears			If no report in 3 months appears in	When more than one year appears in	Number of repeat terms	Notes the officers that do not have appears in an active	If no report at 12 months red			
67545	CHINA SHENZHEN SHENZHEN WAN Exc Award (06/30/2016, 06/30/2018)	03/31/2003	Active	25	2	4	-2	-7.41%	27	11	0	1	None	P,S,T,M,VP SC	24+			
67367	CHINA SHENZHEN SI HAI	02/28/2003	Active(1)	1	3	4	-1	-50.00%	2	20	0	1	None	P,S,T,M,VP SC	24+			
67373	CHINA SHENZHEN WEN JIN	02/28/2003	Active(1)	22	2	3	-1	-4.35%	23	2	0	1	None	P,S,T,M,VP SC	24+		\$1,000.00	
67574	CHINA SHENZHEN XIANG MI HU Exc Award (06/30/2017, 06/30/2019, 06/30/20)	03/31/2003	Active	43	0	2	-2	-4.44%	45	11	0	1	None	P,S,T,M,VP SC	24+			
67572	CHINA SHENZHEN XIN ZHOU Exc Award (06/30/2016)	03/31/2003	Active	24	1	0	1	4.35%	23		3	1	None	P,S,T,M,VP SC	24+			
67353	CHINA SHENZHEN YAN TIAN Exc Award (06/30/2016, 06/30/2017, 06/30/20)	02/28/2003	Active	35	6	10	-4	-10.26%	39	8	0	1	None	P,S,T,M,VP SC	24+		\$1,000.00	
67370	CHINA SHENZHEN YI TIAN Exc Award (06/30/2016, 06/30/2019, 06/30/20)	02/28/2003	Active(1)	32	0	2	-2	-5.88%	34	8	0	1	None	P,S,T,M,VP SC	24+			
67369	CHINA SHENZHEN YIN HU Exc Award (06/30/2016, 06/30/2017, 06/30/20)	02/28/2003	Active(1)	42	5	3	2	5.00%	40	4	0	1	None	P,S,T,M,VP SC	24+			
89396	SHENZHEN FU YONG Exc Award (06/30/2016)	10/10/2005	Active(1)	40	8	10	-2	-4.76%	42	9	0	1	None	P,S,T,M,VP SC	24+			
133750	Shenzhen Bai Bei	01/29/2018	Active	15	4	1	3	25.00%	12	0	0	1	None	P,S,T,M,VP SC	N/A			
109663	SHENZHEN BAI HE Exc Award (06/30/2019)	11/09/2010	Active	14	4	12	-8	-36.36%	22	4	0	1	None	P,S,T,M,VP SC	24+			
129778	Shenzhen Bao Qing	01/06/2017	Active	8	1	2	-1	-11.11%	9	8	0	1	None	P,S,T,M,VP SC	N/A			
130566	Shenzhen Bei Ke Exc Award (06/30/2018)	03/30/2017	Active(1)	21	5	4	1	5.00%	20	7	0	1	None	P,S,T,M,VP SC	N/A			
124661	Shenzhen Bei Shan Exc Award (06/30/2016)	04/15/2015	Active	19	1	0	1	5.56%	18		7	1	None	P,S,T,M,VP SC	N/A			
108427	SHENZHEN BO AI Exc Award (06/30/2016, 06/30/2017)	05/21/2010	Active(1)	39	11	6	5	14.71%	34	8	0	1	None	P,S,T,M,VP SC	24+			
118962	SHENZHEN BO SHANG JING YING	03/18/2013	Active(1)	25	6	5	1	4.17%	24	9	0	1	None	P,S,T,M,VP SC	N/A			



Club Health Assessment for District 380 through June 2025

Club Number	Club Name	Charter Date	Status	Membership							Reports					Finance	LCIF
				Current Member Count	YTD Members Added	YTD Members Dropped	YTD Net Growth	YTD Net Growth%	Member Count 12 Months Ago	Avg. length of service for dropped members	Months Since Last MMR ***	Yrs. Since Last Officer Report	President Rotation	Vice President Reported ****	Months Since Last Activity Report ***	Account Balance	Donations for current Fiscal Year
			Number of times on status quo within last two years	If below 15 members appears				If net loss is greater than 20% appears			If no report in 3 months appears in	When more than one year appears in	Number of repeat terms	Notes the officers that do not have appears in an active	If no report at 12 months red		
Exc Award (06/30/2016)																	
126547	Shenzhen Bo Ya	01/27/2016	Active	38	4	5	-1	-2.56%	39	7	0	1	None	P,S,T,M,VP SC	N/A		
107582	SHENZHEN CAI HONG	02/17/2010	Active(1)	3	0	0	0	0.00%	3		12	2	None	P,S,T,M,VP SC	24+		
127972	Shenzhen Chang Yuan	06/23/2016	Active	29	5	0	5	20.83%	24		1	1	None	P,S,T,M,VP SC	24+		\$1,000.00
98699	SHENZHEN CHUN FENG	04/25/2007	Active(1)	25	1	0	1	4.17%	24		2	1	None	P,S,T,M,VP SC	24+		
123292	Shenzhen Chun Tian	10/07/2014	Active(1)	23	8	11	-3	-11.54%	26	5	0	1	None	P,S,T,M,VP SC	N/A		
Exc Award (06/30/2016, 06/30/2017)																	
109662	SHENZHEN CI SHAN SHOU CANG	11/09/2010	Active	27	5	6	-1	-3.57%	28	3	0	1	None	P,S,T,M,VP SC	24+		
Exc Award (06/30/2017, 06/30/2019)																	
117075	SHENZHEN DA DI	06/04/2012	Active(1)	27	2	1	1	3.85%	26	13	0	1	None	P,S,T,M,VP SC	N/A		
Exc Award (06/30/2018)																	
105458	SHENZHEN DA TONG	05/12/2009	Active	30	3	12	-9	-23.08%	39	11	0		None	P,S,T,M,VP SC	24+		\$1,000.00
105305	SHENZHEN DA ZI RAN	04/21/2009	Active	17	0	2	-2	-10.53%	19	6	0	1	None	P,S,T,M,VP SC	24+		
89119	SHENZHEN DI WANG	08/19/2005	Active(1)	26	5	4	1	4.00%	25	10	0	1	None	P,S,T,M,VP SC	24+		
Exc Award (06/30/2016)																	
98198	SHENZHEN DONG FANG MEI GUI	12/21/2006	Active	26	10	4	6	30.00%	20	10	0	1	None	P,S,T,M,VP SC	24+		
Exc Award (06/30/2016, 06/30/2018)																	
84536	SHENZHEN DONG HAI	12/13/2004	Active(1)	17	0	1	-1	-5.56%	18	15	0	1	None	P,S,T,M,VP SC	24+		
104341	SHENZHEN FENG HUANG	01/13/2009	Active(1)	22	3	4	-1	-4.35%	23	11	0	1	None	P,S,T,M,VP SC	N/A		\$1,000.00
112162	SHENZHEN FU AI	09/08/2011	Active(1)	28	2	3	-1	-3.45%	29	11	0	1	None	P,S,T,M,VP SC	24+		\$48,000.00
Exc Award (06/30/2017, 06/30/2023)																	
107115	SHENZHEN FU TIAN	12/18/2009	Active	15	0	4	-4	-21.05%	19	4	0	1	None	P,S,T,M,VP SC	N/A		
Exc Award (06/30/2017)																	
107451	SHENZHEN GUAN AI	02/10/2010	Active(1)	13	0	1	-1	-7.14%	14	15	0	1	None	P,S,T,M,VP SC	24+		
Exc Award (06/30/2016)																	
118025	SHENZHEN GUAN LAN	10/15/2012	Active(1)	36	11	4	7	24.14%	29	10	0	1	None	P,S,T,M,VP SC	N/A		
Exc Award (06/30/2016, 06/30/2017)																	



Club Health Assessment for District 380 through June 2025

			Status	Membership						Reports					Finance		LCIF	
Club Number	Club Name	Charter Date		Current Member Count	YTD Members Added	YTD Members Dropped	YTD Net Growth	YTD Net Growth%	Member Count 12 Months Ago	Avg. length of service for dropped members	Months Since Last MMR ***	Yrs. Since Last Officer Report	President Rotation	Vice President Reported ****	Months Since Last Activity Report ***	Account Balance	Donations for current Fiscal Year	
			Number of times on status quo within last two years	If below 15 members appears				If net loss is greater than 20% appears			If no report in 3 months appears in	When more than one year appears in	Number of repeat terms	Notes the officers that do not have an active	If no report at 12 months appears in red			
123317	Shenzhen Hai Shang Chang Xii	10/08/2014	Active	24	8	19	-11	-31.43%	35	4	0	1	None	P,S,T,M,VP SC	N/A	90+ Days	\$1,000.00	
	Exc Award (06/30/2016, 06/30/2017)																	
118201	SHENZHEN HAI SHANG YUN TIAN	10/29/2012	Active(1)	36	5	1	4	12.50%	32	9	2	1	None	P,S,T,M,VP SC	N/A			
	Exc Award (06/30/2016, 06/30/2017)																	
124861	Shenzhen Hai Yue	05/15/2015	Active	28	3	0	3	12.00%	25		2	1	None	P,S,T,M,VP SC	N/A			
	Exc Award (06/30/2016)																	
126609	Shenzhen Hai Zhi Han	01/27/2016	Active	22	25	3	22	100.00%	0	0	0	5	None	P,S,T,M,VP SC	N/A			
130821	Shenzhen Hai Zhi Yun	05/10/2017	Active	20	28	8	20	100.00%	0	2	0	3	None	P,S,T,M,VP SC	N/A			
99846	SHENZHEN HE PING	06/29/2007	Active	25	2	9	-7	-21.88%	32	3	0	1	None	P,S,T,M,VP SC	24+			
	Exc Award (06/30/2018)																	
125118	Shenzhen He Yi	06/26/2015	Active	28	2	0	2	7.69%	26		1	1	None	P,S,T,M,VP SC	24+			
129594	Shenzhen Hong Ya	12/12/2016	Active	36	2	2	0	0.00%	36	4	0	1	None	P,S,T,M,VP SC	N/A			
	Exc Award (06/30/2019)																	
123061	Shenzhen Hong Yang	09/02/2014	Active	28	10	5	5	21.74%	23	5	0	1	None	P,S,T,M,VP SC	N/A			
123322	Shenzhen Hua Han	10/09/2014	Active	31	6	0	6	24.00%	25		1	1	None	P,S,T,M,VP SC	N/A			
	Exc Award (06/30/2023)																	
106442	SHENZHEN HUA LIN	08/31/2009	Active(1)	20	2	10	-8	-28.57%	28	9	0	1	None	P,S,T,M,VP SC	N/A			
	Exc Award (06/30/2016, 06/30/2017)																	
129803	Shenzhen Hua Shang	02/22/2017	Active(1)	30	7	6	1	3.45%	29	4	0	1	None	P,S,T,M,VP SC	N/A			
	Exc Award (06/30/2019, 06/30/2022)																	
123398	Shenzhen Hua Tian	10/16/2014	Active	22	11	13	-2	-8.33%	24	2	0	1	None	P,S,T,M,VP SC	N/A			
	Exc Award (06/30/2017, 06/30/2023)																	
108534	SHENZHEN HUA XIANG	06/01/2010	Active	49	3	5	-2	-3.92%	51	5	0	1	None	P,S,T,M,VP SC	24+			
124932	Shenzhen Hua Yuan	05/20/2015	Active	16	6	1	5	45.45%	11	2	0	1	None	P,S,T,M,VP SC	N/A			
128958	Shenzhen Hua Yue	10/17/2016	Active	21	7	6	1	5.00%	20	5	0	1	None	P,S,T,M,VP SC	N/A			
120854	Shenzhen Hualei	12/02/2013	Active	19	1	2	-1	-5.00%	20	9	0	1	None	P,S,T,M,VP SC	N/A			
	Exc Award (06/30/2016, 06/30/2017)																	
123323	Shenzhen Jiang Shan	10/09/2014	Active	18	2	2	0	0.00%	18	9	0	1	None	P,S,T,M,VP SC	N/A			



Club Health Assessment for District 380 through June 2025

			Status	Membership							Reports					Finance		LCIF
Club Number	Club Name	Charter Date		Current Member Count	YTD Members Added	YTD Members Dropped	YTD Net Growth	YTD Net Growth%	Member Count 12 Months Ago	Avg. length of service for dropped members	Months Since Last MMR ***	Yrs. Since Last Officer Report	President Rotation	Vice President Reported ****	Months Since Last Activity Report ***	Account Balance	Donations for current Fiscal Year	
			Number of times on status quo within last two years	If below 15 members appears				If net loss is greater than 20% appears			If no report in 3 months appears in	When more than one year appears in	Number of repeat terms	Notes the officers that do not have appears in an active	If no report at 12 months red			
Exc Award (06/30/2023)																		
127790	Shenzhen Jie Cheng	06/06/2016	Cancelled(6*)	0	0	0	0	0.00%	0		61	5	None	P,S,T,M,VP SC	N/A			
130799	Shenzhen Jin Ming Yi Shu	04/27/2017	Cancelled(6*)	0	0	0	0	0.00%	0		24	2	None	P,S,T,M,VP SC	N/A			
123062	Shenzhen Jin Xiu	09/02/2014	Active	20	3	2	1	5.26%	19	0	0	1	None	P,S,T,M,VP SC	N/A			
Exc Award (06/30/2017)																		
129762	Shenzhen Jing Dian	01/11/2017	Active	13	3	2	1	8.33%	12	8	0	1	None	P,S,T,M,VP SC	N/A			
82472	SHENZHEN JING TIAN	05/28/2004	Active	25	4	1	3	13.64%	22	8	0	1	None	P,S,T,M,VP SC	24+		\$1,000.00	
Exc Award (06/30/2017, 06/30/2022, 06/30/20)																		
118716	SHENZHEN JING YING	02/04/2013	Active(1)	24	3	10	-7	-22.58%	31	6	0	1	None	P,S,T,M,VP SC	N/A			
Exc Award (06/30/2017, 06/30/2019)																		
119257	SHENZHEN LAN TIAN	04/29/2013	Active(1)	21	3	5	-2	-8.70%	23	5	0	1	None	P,S,T,M,VP SC	N/A			
Exc Award (06/30/2017)																		
131129	Shenzhen Le Du Juan	05/31/2017	Active(1)	23	1	3	-2	-8.00%	25	8	0	1	None	P,S,T,M,VP SC	N/A			
Exc Award (06/30/2018)																		
123397	Shenzhen Le Shan	10/16/2014	Active	33	5	0	5	17.86%	28		3	1	None	P,S,T,M,VP SC	N/A			
Exc Award (06/30/2017, 06/30/2023)																		
103937	SHENZHEN LI CHENG	11/07/2008	Active(1)	77	5	8	-3	-3.75%	80	7	0	1	None	P,S,T,M,VP SC	24+		\$3,000.00	
Exc Award (06/30/2016, 06/30/2017)																		
108426	SHENZHEN LIAN HE	05/21/2010	Active	33	3	1	2	6.45%	31	5	0	1	None	P,S,T,M,VP SC	24+			
Exc Award (06/30/2016, 06/30/2017, 06/30/20)																		
130656	Shenzhen Liang Tong	04/06/2017	Active	22	6	4	2	10.00%	20	6	0	1	None	P,S,T,M,VP SC	N/A			
Exc Award (06/30/2023)																		
107452	SHENZHEN LIN MAO	02/10/2010	Active	16	0	4	-4	-20.00%	20	7	0	1	None	P,S,T,M,VP SC	24+			
127791	Shenzhen Ling Ying	06/06/2016	Active	33	4	1	3	10.00%	30	8	0	1	None	P,S,T,M,VP SC	N/R			
103936	SHENZHEN LONG CHENG	11/07/2008	Active(1)	52	7	11	-4	-7.14%	56	9	0	1	None	P,S,T,M,VP SC	24+		\$2,000.00	
Exc Award (06/30/2017, 06/30/2023)																		
82471	SHENZHEN LONG HUA	05/28/2004	Active(1)	48	5	6	-1	-2.04%	49	9	0	1	None	P,S,T,M,VP SC	24+			
Exc Award (06/30/2016, 06/30/2017, 06/30/20)																		



Club Health Assessment for District 380 through June 2025

			Status	Membership							Reports					Finance		LCIF
Club Number	Club Name	Charter Date		Current Member Count	YTD Members Added	YTD Members Dropped	YTD Net Growth	YTD Net Growth%	Member Count 12 Months Ago	Avg. length of service for dropped members	Months Since Last MMR ***	Yrs. Since Last Officer Report	President Rotation	Vice President Reported ****	Months Since Last Activity Report ***	Account Balance	Donations for current Fiscal Year	
			Number of times on status quo within last two years	If below 15 members appears				If net loss is greater than 20% appears			If no report in 3 months appears in	When more than one year appears in	Number of repeat terms	Notes the officers that do not have appears in an active	If no report at 12 months red			
124862	Shenzhen Long Teng Exc Award (06/30/2016)	05/15/2015	Active	0	0	1	-1	-100.00%	1	10	0	4	None	P,S,T,M,VP SC	N/A			
131455	Shenzhen Meng Xiang Exc Award (06/30/2018)	06/21/2017	Active	11	1	1	0	0.00%	11	8	3	1	None	P,S,T,M,VP SC	24+			
127952	Shenzhen Ming De Exc Award (06/30/2018)	06/15/2016	Active	22	6	8	-2	-8.33%	24	6	0	1	None	P,S,T,M,VP SC	N/A			
121227	Shenzhen Ming Jia Shan Pin Exc Award (06/30/2017, 06/30/2021, 06/30/20)	01/24/2014	Active	38	0	2	-2	-5.00%	40	11	0	1	None	P,S,T,M,VP SC	N/A			
111456	SHENZHEN MING REN Exc Award (06/30/2018)	06/23/2011	Active	16	3	1	2	14.29%	14	9	0	1	None	P,S,T,M,VP SC	N/A			
132117	Shenzhen Peng Ai	06/30/2017	Active	19	3	2	1	5.56%	18	2	0	1	None	P,S,T,M,VP SC	N/A			
127792	Shenzhen Peng Bo Jing Ying Exc Award (06/30/2018)	06/06/2016	Active(1)	31	6	4	2	6.90%	29	7	0	1	None	P,S,T,M,VP SC	N/A			
109661	SHENZHEN PENG ZHENG Exc Award (06/30/2019)	11/09/2010	Active	21	0	0	0	0.00%	21		12	1	None	P,S,T,M,VP SC	24+			
89118	SHENZHEN PING DI Exc Award (06/30/2019)	08/19/2005	Active	10	1	5	-4	-28.57%	14	8	0	1	None	P,S,T,M,VP SC	24+			
117851	SHENZHEN QI CHENG Exc Award (06/30/2016)	09/18/2012	Active(1)	27	3	10	-7	-20.59%	34	5	0	1	None	P,S,T,M,VP SC	N/A			
120757	Shenzhen Qi Hang Exc Award (06/30/2016)	11/14/2013	Active	8	0	3	-3	-27.27%	11	3	0	1	None	P,S,T,M,VP SC	24+			
131428	Shenzhen Qi Xing	06/21/2017	Cancelled(6*)	0	0	0	0	0.00%	0		42	4	None	P,S,T,M,VP SC	N/A			
130430	Shenzhen Qian Cheng Exc Award (06/30/2018)	03/15/2017	Active	22	0	5	-5	-18.52%	27	4	0	1	None	P,S,T,M,VP SC	N/A			
95242	SHENZHEN QIAN HAI Exc Award (06/30/2016, 06/30/2017)	02/07/2006	Active(1)	17	2	4	-2	-10.53%	19	3	0	1	None	P,S,T,M,VP SC	24+			
134925	Shenzhen Shan De Exc Award (06/30/2023)	05/29/2018	Active(1)	10	2	7	-5	-33.33%	15	7	0	1	None	P,S,T,M,VP SC	24+			
119903	Shenzhen Shang Zhi Lian	06/29/2013	Active	32	5	5	0	0.00%	32	6	0	1	None	P,S,T,M,VP SC	N/A			



Club Health Assessment for District 380 through June 2025

			Status	Membership							Reports					Finance		LCIF
Club Number	Club Name	Charter Date		Current Member Count	YTD Members Added	YTD Members Dropped	YTD Net Growth	YTD Net Growth%	Member Count 12 Months Ago	Avg. length of service for dropped members	Months Since Last MMR ***	Yrs. Since Last Officer Report	President Rotation	Vice President Reported ****	Months Since Last Activity Report ***	Account Balance	Donations for current Fiscal Year	
			Number of times on status quo within last two years	If below 15 members appears					If net loss is greater than 20% appears			If no report in 3 months appears in	When more than one year appears in	Number of repeat terms	Notes the officers that do not have appears in an active	If no report at 12 months red		
Exc Award (06/30/2016)																		
118015	SHENZHEN SHEN ZHOU	10/12/2012	Active(1)	34	0	0	0	0.00%	34		24	1	None	P,S,T,M,VP SC	24+			
119579	Shenzhen Shi Ying	06/06/2013	Cancelled(6*)	0	0	0	0	0.00%	0		61	6	None	P,S,T,M,VP SC	N/A			
121796	Shenzhen Shou La Shou	04/07/2014	Active(1)	22	1	0	1	4.76%	21		7	1	None	P,S,T,M,VP SC	N/A			
Exc Award (06/30/2019)																		
99848	SHENZHEN SONG GANG	06/29/2007	Active	22	2	0	2	10.00%	20		1	1	None	P,S,T,M,VP SC	24+			
112057	SHENZHEN SONG MING	08/17/2011	Active	17	1	4	-3	-15.00%	20	5	0	1	None	P,S,T,M,VP SC	24+			
Exc Award (06/30/2018)																		
129802	Shenzhen Sunshine Football	01/11/2017	Active	23	7	3	4	21.05%	19	4	0	1	None	P,S,T,M,VP SC	N/A			
115448	SHENZHEN TAI AN	10/31/2011	Active	29	4	4	0	0.00%	29	9	0	1	None	P,S,T,M,VP SC	24+			
Exc Award (06/30/2017)																		
118961	SHENZHEN TAI LAI	03/18/2013	Active	26	5	15	-10	-27.78%	36	6	0	1	None	P,S,T,M,VP SC	N/A			
133756	Shenzhen Tai Shan	01/29/2018	Active	13	1	0	1	8.33%	12		2	1	None	P,S,T,M,VP SC	N/A			
Exc Award (06/30/2019)																		
110243	SHENZHEN TAI SHENG	01/27/2011	Active(1)	15	7	0	7	87.50%	8		2	1	None	P,S,T,M,VP SC	24+			
124345	Shenzhen Tang Xuan	04/15/2015	Active	22	0	5	-5	-18.52%	27	6	0	2	None	P,S,T,M,VP SC	N/A			
Exc Award (06/30/2016)																		
107579	SHENZHEN TAO YUAN	02/17/2010	Active	18	4	6	-2	-10.00%	20	5	0	1	None	P,S,T,M,VP SC	24+			
Exc Award (06/30/2016, 06/30/2019)																		
123620	Shenzhen Tian Cheng	11/12/2014	Active	40	3	3	0	0.00%	40	10	0	1	None	P,S,T,M,VP SC	24+			
Exc Award (06/30/2017, 06/30/2019)																		
107583	SHENZHEN TIAN DE	02/17/2010	Active(1)	16	3	2	1	6.67%	15	12	0	1	None	P,S,T,M,VP SC	24+			
Exc Award (06/30/2016, 06/30/2017)																		
123318	Shenzhen Tian En	10/08/2014	Active	15	1	0	1	7.14%	14		11	1	None	P,S,T,M,VP SC	N/A			
Exc Award (06/30/2016, 06/30/2017)																		
133800	Shenzhen Tian Hua	02/02/2018	Active	25	4	2	2	8.70%	23	4	0	1	None	P,S,T,M,VP SC	N/A			
132114	Shenzhen Tong Xin	06/30/2017	Active	26	0	5	-5	-16.13%	31	2	0	1	None	P,S,T,M,VP SC	N/A			
97772	SHENZHEN WU TONG SHAN	09/29/2006	Active	14	0	2	-2	-12.50%	16	8	0	1	None	P,S,T,M,VP SC	24+			



Club Health Assessment for District 380 through June 2025

			Status	Membership							Reports					Finance		LCIF
Club Number	Club Name	Charter Date		Current Member Count	YTD Members Added	YTD Members Dropped	YTD Net Growth	YTD Net Growth%	Member Count 12 Months Ago	Avg. length of service for dropped members	Months Since Last MMR ***	Yrs. Since Last Officer Report	President Rotation	Vice President Reported ****	Months Since Last Activity Report ***	Account Balance	Donations for current Fiscal Year	
			Number of times on status quo within last two years	If below 15 members appears				If net loss is greater than 20% appears			If no report in 3 months appears in	When more than one year appears in	Number of repeat terms	Notes the officers that do not have an active	If no report at 12 months red			
89397	SHENZHEN XI LI Exc Award (06/30/2017)	10/10/2005	Active	17	2	3	-1	-5.56%	18	10	0	1	None	P,S,T,M,VP SC	24+			
105825	SHENZHEN XI XIANG Exc Award (06/30/2016, 06/30/2017)	06/17/2009	Active(1)	27	5	4	1	3.85%	26	9	0	1	None	P,S,T,M,VP SC	24+			
99847	SHENZHEN XIAN HU Exc Award (06/30/2016, 06/30/2017, 06/30/20)	06/29/2007	Active(1)	44	3	0	3	7.32%	41		1	1	None	P,S,T,M,VP SC	24+			
105827	SHENZHEN XIANG SHAN Exc Award (06/30/2017)	06/16/2009	Active(1)	21	3	2	1	5.00%	20	3	0	1	None	P,S,T,M,VP SC	24+			
112064	SHENZHEN XIAO TONG Exc Award (06/30/2022)	08/19/2011	Active	49	26	13	13	36.11%	36	5	1	1	None	P,S,T,M,VP SC	N/A		\$3,000.00	
109664	SHENZHEN XIN AN Exc Award (06/30/2016, 06/30/2018)	11/09/2010	Active	50	7	8	-1	-1.96%	51	7	0	1	None	P,S,T,M,VP SC	24+			
105828	SHENZHEN XIN XING Exc Award (06/30/2016, 06/30/2023, 06/30/20)	06/16/2009	Active(1)	38	7	5	2	5.56%	36	3	0	1	None	P,S,T,M,VP SC	N/A			
123914	Shenzhen Xing Fu Exc Award (06/30/2019)	01/05/2015	Active	27	3	6	-3	-10.00%	30	6	0	1	None	P,S,T,M,VP SC	N/A			
121797	Shenzhen Xing Huo Exc Award (06/30/2016)	04/07/2014	Active(1)	15	1	0	1	7.14%	14		2	1	None	P,S,T,M,VP SC	N/A			
118891	SHENZHEN XING ZHI Exc Award (06/30/2017)	03/06/2013	Active	18	1	4	-3	-14.29%	21	6	0	1	None	P,S,T,M,VP SC	24+		\$1,000.00	
106654	SHENZHEN YANG GUANG	09/24/2009	Active	18	0	2	-2	-10.00%	20	5	0	1	None	P,S,T,M,VP SC	N/A			
122054	Shenzhen Yi Shan	06/04/2014	Active	28	2	4	-2	-6.67%	30	4	0	1	None	P,S,T,M,VP SC	N/A			
126546	Shenzhen Zhen Hua Exc Award (06/30/2017)	01/28/2016	Active	24	8	3	5	26.32%	19	5	0	1	None	P,S,T,M,VP SC	24+			
118892	SHENZHEN ZHENG DAO Exc Award (06/30/2023)	03/06/2013	Active(1)	48	10	6	4	9.09%	44	3	0	1	None	P,S,T,M,VP SC	N/A			
124988	Shenzhen Zhong Tian	06/16/2015	Active	27	6	6	0	0.00%	27	6	0	1	None	P,S,T,M,VP SC	N/A		\$2,000.00	
87932	SHENZHEN ZHONG XIN QU Exc Award (06/30/2016, 06/30/2017, 06/30/20)	04/28/2005	Active	37	0	6	-6	-13.95%	43	8	0	1	None	P,S,T,M,VP SC	24+		\$2,000.00	



Club Health Assessment for District 380 through June 2025

INTERNATIONAL

Club Number	Club Name	Charter Date	Status	Membership							Reports				Finance	LCIF	
				Current Member Count	YTD Members Added	YTD Members Dropped	YTD Net Growth	YTD Net Growth%	Member Count 12 Months Ago	Avg. length of service for dropped members	Months Since Last MMR ***	Yrs. Since Last Officer Report	President Rotation	Vice President Reported ****	Months Since Last Activity Report ***	Account Balance	Donations for current Fiscal Year
			Number of times on status quo within last two years	If below 15 members appears				If net loss is greater than 20% appears			If no report in 3 months appears in	When more than one year appears in	Number of repeat terms	Notes the officers that do not have an active	If no report at 12 months appears in red		
118029	SHENZHEN ZI MENG Exc Award (06/30/2019, 06/30/2020)	10/15/2012	Active	44	6	7	-1	-2.22%	45	6	0	1	None	P,S,T,M,VP SC	N/A		\$50.00

Clubs Cancelled Previous Fiscal Year – Clubs Cancelled within last 12 months may be reinstated


Club Number	Club Name	Charter Date	Current Status*	Cancellation Date
118003	SHENZHEN JIN PAI	10/12/2012	Cancelled(7*)	08/29/2023

Current Total Clubs Count	YTD New Clubs Count	YTD Cancelled Clubs Count	YTD Net Club Gain	Current Total Members Count	YTD Add	YTD Drop	YTD Net Growth	YTD Net Growth %	Member Count 12 Months Ago	Average Member Count Per Club	% of Clubs with less than 20 members	% No MMR in 3 Months	% No Officer Report in 12 Months	% of Clubs with balance 90+ days	Number of Clubs in Status Quo	% Status Quo Clubs in Financial Suspension	Number of Cancelled Clubs	Average Cancelled Club Age	Members Lost Due to Cancellation	% of Clubs Cancelled for Non-Financial Reasons
145	5	6	-1	3,684	714	648	66	1.82%	3,644	25	30%	7%	91%	2%	1	100%	6	15	0	100%

* - P - Priority Club. Cancellation Reasons: 1-Objectives/conduct, 2-Non-active club, 5-Non-existing club, 6-Disbanding, 7-Merger, 8-Financial Suspension, 9-District/Multiple District Dues.
** - Abbreviation: P-President, S-Secretary, T-Treasurer, M-Member Chairperson, VP-First Vice President, MC-Communications Chairperson, SC-Service Chairperson
*** - Abbreviation: N/R - Never reported using the Lions Clubs website, N/A - Not applicable, No password registered for the Lions Clubs website.
**** - Abbreviation: N - New, IP - Immediate Past, R - Repeat.



Club Health Assessment for District 381 through June 2025

			Status	Membership							Reports					Finance		LCIF
Club Number	Club Name	Charter Date		Current Member Count	YTD Members Added	YTD Members Dropped	YTD Net Growth	YTD Net Growth%	Member Count 12 Months Ago	Avg. length of service for dropped members	Months Since Last MMR ***	Yrs. Since Last Officer Report	President Rotation	Vice President Reported ****	Months Since Last Activity Report ***	Account Balance	Donations for current Fiscal Year	
			Number of times on status quo within last two years	If below 15 members appears	If net loss is greater than 20% appears						If no report in 3 months appears in	When more than one year appears in	Number of repeat terms	Notes the officers that do not have appears in an active	If no report at 12 months red			
Clubs less than two years old																		
156970	Guangdong Baijie	01/08/2024	Active	27	5	1	4	17.39%	23	1	0			P,S,T,M,VP SC	N/A			
157002	Guangdong Guanghe	01/08/2024	Active	33	3	0	3	10.00%	30		1			P,S,T,M,VP SC	N/A			
181967	Guangdong HeYun	06/14/2025	Newly Chartered	19	27	8	19	100.00%	0	8	0			P,S,T,M,VP SC	N/A			
182008	Guangdong ShaoYuan	06/14/2025	Newly Chartered	23	31	8	23	100.00%	0	0	0			P,S,T,M,VP SC	N/R			
157003	Guangdong Shien	01/08/2024	Active	24	1	0	1	4.35%	23		0			P,S,T,M,VP SC	N/A		\$1,000.00	
157004	Guangdong Wan Zhong	01/31/2024	Active	28	4	1	3	12.00%	25	1	0			P,S,T,M,VP SC	N/A			
157005	Guangdong Wonder	01/31/2024	Active	26	3	4	-1	-3.70%	27	1	0			P,S,T,M,VP SC	N/A			
181584	Guangdong Xinchuangmei	06/14/2025	Newly Chartered	30	30	0	30	100.00%	0		0			P,S,T,M,VP SC	N/A			
157006	Guangdong Yuemao	02/29/2024	Active	23	0	4	-4	-14.81%	27	3	0			P,S,T,M,VP SC	N/A			
157007	Guangdong Zhishan	01/31/2024	Active	35	6	4	2	6.06%	33	1	0			P,S,T,M,VP SC	N/A			
157008	Guangdong Zhiyuan	01/31/2024	Active	21	2	4	-2	-8.70%	23	6	0			P,S,T,M,VP SC	N/A			
Clubs more than two years old																		
107919	CHINA GUANGDONG ALL IN LOVE	03/26/2010	Active	23	5	2	3	15.00%	20	2	0		None	P,S,T,M,VP SC	24+			
106456	CHINA GUANGDONG BRIGHT AVENUE	09/08/2009	Active	30	5	0	5	20.00%	25		1			P,S,T,M,VP SC	24+			
105307	CHINA GUANGDONG CHA CHENG	04/21/2009	Active	27	7	4	3	12.50%	24	6	0			P,S,T,M,VP SC	24+			
105306	CHINA GUANGDONG DE AI	04/21/2009	Active	26	7	6	1	4.00%	25	9	0			P,S,T,M,VP SC	24+			
107918	CHINA GUANGDONG DIAMOND	03/26/2010	Active	20	4	7	-3	-13.04%	23	3	0		None	P,S,T,M,VP SC	24+			
82572	CHINA GUANGDONG DREAM ACHIEVEMENT	06/08/2004	Active	33	2	2	0	0.00%	33	7	0			P,S,T,M,VP SC	24+			
106331	CHINA GUANGDONG GUANGDA	08/20/2009	Active	33	5	2	3	10.00%	30	10	0			P,S,T,M,VP SC	24+		\$1,000.00	
82706	CHINA GUANGDONG GUANGZHOU	06/21/2004	Active	10	3	8	-5	-33.33%	15	6	0			P,S,T,M,VP SC	24+			
107078	CHINA GUANGDONG HAND IN HAND	12/17/2009	Active	21	1	0	1	5.00%	20		2			P,S,T,M,VP SC	24+			



Club Health Assessment for District 381 through June 2025

			Status	Membership							Reports					Finance		LCIF
Club Number	Club Name	Charter Date		Current Member Count	YTD Members Added	YTD Members Dropped	YTD Net Growth	YTD Net Growth%	Member Count 12 Months Ago	Avg. length of service for dropped members	Months Since Last MMR ***	Yrs. Since Last Officer Report	President Rotation	Vice President Reported ****	Months Since Last Activity Report ***	Account Balance	Donations for current Fiscal Year	
			Number of times on status quo within last two years	If below 15 members appears					If net loss is greater than 20% appears			If no report in 3 months appears in	When more than one year appears in	Number of repeat terms	Notes the officers that do not have an active	If no report at 12 months red		
82697	CHINA GUANGDONG HAOJING	06/21/2004	Active	27	2	3	-1	-3.57%	28	19	0			P,S,T,M,VP SC	24+			
103940	CHINA GUANGDONG HAPPY	11/10/2008	Active	25	1	0	1	4.17%	24		3			P,S,T,M,VP SC	24+			
97774	CHINA GUANGDONG HEART TO HEART	09/29/2006	Active	31	5	7	-2	-6.06%	33	8	0			P,S,T,M,VP SC	24+			
65267	CHINA GUANGDONG HOST	04/08/2002	Active	37	3	4	-1	-2.63%	38	10	0		None	P,S,T,M,VP SC	24+			
105455	CHINA GUANGDONG LIFE POWER	05/12/2009	Active	22	12	2	10	83.33%	12	4	1			P,S,T,M,VP SC	24+			
82573	CHINA GUANGDONG LINGNAN	06/08/2004	Active	42	0	0	0	0.00%	42		12			P,S,T,M,VP SC	24+			
97771	CHINA GUANGDONG LOVING CARE	09/29/2006	Active	25	2	1	1	4.17%	24	2	5			P,S,T,M,VP SC	24+			
107917	CHINA GUANGDONG MOONLIGHT Exc Award (06/30/2017)	03/26/2010	Active	75	2	10	-8	-9.64%	83	6	0			P,S,T,M,VP SC	24+			
106332	CHINA GUANGDONG QIFENG Exc Award (06/30/2017, 06/30/2023)	08/20/2009	Active	37	2	9	-7	-15.91%	44	7	0			P,S,T,M,VP SC	24+			
88310	CHINA GUANGDONG RED KAPOK	05/17/2005	Active	19	5	8	-3	-13.64%	22	11	0			P,S,T,M,VP SC	24+			
115512	CHINA GUANGDONG SOUTH	11/10/2011	Active	23	11	6	5	27.78%	18	11	0			P,S,T,M,VP SC	24+			
104108	CHINA GUANGDONG SUPERSTAR	12/15/2008	Active	53	6	0	6	12.77%	47		1			P,S,T,M,VP SC	24+			
104907	CHINA GUANGDONG XIANGSHAN	03/05/2009	Active	45	3	2	1	2.27%	44	12	0			P,S,T,M,VP SC	24+			
88680	CHINA GUANGDONG YOUTH	06/17/2005	Active	24	10	0	10	71.43%	14		1			P,S,T,M,VP SC	24+			
103939	CHINA GUANGDONG YUE MING	11/10/2008	Active	40	8	5	3	8.11%	37	14	0			P,S,T,M,VP SC	24+			
88309	CHINA GUANGDONG ZHUJIANG	05/17/2005	Active	38	4	0	4	11.76%	34		1			P,S,T,M,VP SC	24+			
130236	Guangdong Aihua	03/01/2017	Active	32	5	0	5	18.52%	27		1			P,S,T,M,VP SC	N/A			
109713	GUANGDONG BAI SHAN	11/16/2010	Active	65	8	3	5	8.33%	60	7	0			P,S,T,M,VP SC	24+			
111542	GUANGDONG BAI YUN	06/29/2011	Active	59	5	3	2	3.51%	57	9	0			P,S,T,M,VP SC	N/A			
130496	Guangdong Baimao	03/27/2017	Active	29	0	0	0	0.00%	29		20			P,S,T,M,VP SC	N/A			



Club Health Assessment for District 381 through June 2025

			Status	Membership							Reports					Finance		LCIF
Club Number	Club Name	Charter Date		Current Member Count	YTD Members Added	YTD Members Dropped	YTD Net Growth	YTD Net Growth%	Member Count 12 Months Ago	Avg. length of service for dropped members	Months Since Last MMR ***	Yrs. Since Last Officer Report	President Rotation	Vice President Reported ****	Months Since Last Activity Report ***	Account Balance	Donations for current Fiscal Year	
			Number of times on status quo within last two years	If below 15 members appears				If net loss is greater than 20% appears			If no report in 3 months appears in	When more than one year appears in	Number of repeat terms	Notes the officers that do not have an active	If no report at 12 months red			
117470	GUANGDONG BEI WAN Exc Award (06/30/2017)	07/25/2012	Active	37	6	1	5	15.63%	32	2	0			P,S,T,M,VP SC	N/A			
133733	Guangdong Beijiang	01/26/2018	Active	37	8	1	7	23.33%	30	2	0			P,S,T,M,VP SC	N/A			
101686	GUANGDONG BLUE SKY Exc Award (06/30/2017)	05/13/2008	Active	61	3	16	-13	-17.57%	74	9	0			P,S,T,M,VP SC	24+			
101049	GUANGDONG BOAI	01/23/2008	Active	46	5	0	5	12.20%	41		1			P,S,T,M,VP SC	24+			
127427	Guangdong Boyan	05/03/2016	Active	32	4	0	4	14.29%	28		1			P,S,T,M,VP SC	N/A			
118301	GUANGDONG CAIHONG	11/09/2012	Active	62	10	1	9	16.98%	53	0	1			P,S,T,M,VP SC	N/A		\$1,000.00	
128957	Guangdong Changhu	09/21/2016	Active	35	3	2	1	2.94%	34	5	5			P,S,T,M,VP SC	N/A			
133780	Guangdong Changshun	01/31/2018	Active	32	26	23	3	10.34%	29	0	1			P,S,T,M,VP SC	N/A			
118303	GUANGDONG CHANGYUAN	11/12/2012	Active	39	7	0	7	21.88%	32		5			P,S,T,M,VP SC	N/A			
133754	Guangdong Chaohui	01/29/2018	Active	43	15	15	0	0.00%	43	2	0			P,S,T,M,VP SC	N/A			
133724	Guangdong Chaoqing	01/26/2018	Active	46	9	6	3	6.98%	43	6	0			P,S,T,M,VP SC	N/A			
120989	Guangdong Chaoshan	12/18/2013	Active	22	0	0	0	0.00%	22		12			P,S,T,M,VP SC	N/A			
120228	Guangdong Chayuan	08/27/2013	Active	40	6	1	5	14.29%	35	0	1			P,S,T,M,VP SC	N/A			
112079	GUANGDONG CHEN XI	08/23/2011	Active	0	0	6	-6	-100.00%	6	9	0		None	P,S,T,M,VP SC	N/A			
120760	GUANGDONG CHUNJIANG	11/15/2013	Active	22	3	0	3	15.79%	19		5			P,S,T,M,VP SC	N/A			
126503	Guangdong Chuntian	01/12/2016	Active	25	0	8	-8	-24.24%	33	7	0			P,S,T,M,VP SC	N/A			
123915	Guangdong Chutian	01/05/2015	Active	23	5	4	1	4.55%	22	10	0			P,S,T,M,VP SC	N/R			
129536	Guangdong Chuxin	11/30/2016	Active	38	2	2	0	0.00%	38	2	0			P,S,T,M,VP SC	N/A			
116279	GUANGDONG CIAI	03/12/2012	Active	28	2	0	2	7.69%	26		1			P,S,T,M,VP SC	N/A		\$1,000.00	
107849	GUANGDONG CIHANG	03/22/2010	Active	52	8	8	0	0.00%	52	6	0			P,S,T,M,VP SC	24+			
119279	GUANGDONG CIXIN	05/02/2013	Active	28	10	9	1	3.70%	27	2	0			P,S,T,M,VP SC	N/A			
124009	Guangdong Crane Dance Exc Award (06/30/2017)	01/20/2015	Active	18	5	1	4	28.57%	14	2	0			P,S,T,M,VP SC	N/R			
131120	Guangdong Danjiang	05/31/2017	Active	22	7	3	4	22.22%	18	8	0			P,S,T,M,VP SC	N/A			



Club Health Assessment for District 381 through June 2025

			Status	Membership							Reports				Finance		LCIF	
Club Number	Club Name	Charter Date		Current Member Count	YTD Members Added	YTD Members Dropped	YTD Net Growth	YTD Net Growth%	Member Count 12 Months Ago	Avg. length of service for dropped members	Months Since Last MMR ***	Yrs. Since Last Officer Report	President Rotation	Vice President Reported ****	Months Since Last Activity Report ***	Account Balance	Donations for current Fiscal Year	
			Number of times on status quo within last two years	If below 15 members appears					If net loss is greater than 20% appears			If no report in 3 months appears in	When more than one year appears in	Number of repeat terms	Notes the officers that do not have an active	If no report at 12 months appears in red		
118079	GUANGDONG DENGDU	10/22/2012	Active	33	8	5	3	10.00%	30	2	0			P,S,T,M,VP SC	N/A			
129547	Guangdong Deshan	11/30/2016	Active	27	4	3	1	3.85%	26	5	0			P,S,T,M,VP SC	N/A			
123336	Guangdong Deshang	10/10/2014	Active	28	8	3	5	21.74%	23	4	0			P,S,T,M,VP SC	N/A			
133755	Guangdong Dexin	01/29/2018	Active	27	7	4	3	12.50%	24	1	0			P,S,T,M,VP SC	N/A			
125607	Guangdong Deyuan	08/11/2015	Active	29	3	4	-1	-3.33%	30	9	0			P,S,T,M,VP SC	N/A			
119280	GUANGDONG DONGJIANG	05/02/2013	Active	37	6	3	3	8.82%	34	7	0			P,S,T,M,VP SC	24+			
120762	Guangdong Dragon Virtue	11/15/2013	Active	28	9	0	9	47.37%	19		4			P,S,T,M,VP SC	N/A			
123344	Guangdong Dragonet	10/10/2014	Active	27	6	0	6	28.57%	21		1			P,S,T,M,VP SC	N/A			
126502	Guangdong Eagle Golf	01/08/2016	Active	39	1	5	-4	-9.30%	43	5	0			P,S,T,M,VP SC	N/A			
Exc Award (06/30/2017, 06/30/2023)																		
124001	Guangdong Fangzhou	01/19/2015	Active	40	10	5	5	14.29%	35	6	0			P,S,T,M,VP SC	N/A			
118082	GUANGDONG FEIHONG	10/22/2012	Active	47	3	0	3	6.82%	44		0			P,S,T,M,VP SC	N/A			
133722	Guangdong Fengcai	01/26/2018	Active	16	3	2	1	6.67%	15	1	0			P,S,T,M,VP SC	N/A			
130482	Guangdong Fengcheng	03/23/2017	Active	21	0	5	-5	-19.23%	26	7	0			P,S,T,M,VP SC	N/A			
127700	Guangdong Fengdu	05/24/2016	Active	12	0	3	-3	-20.00%	15	4	0			P,S,T,M,VP SC	N/A			
117474	GUANGDONG FENGZE	07/25/2012	Active	28	3	7	-4	-12.50%	32	8	0			P,S,T,M,VP SC	N/A			
112066	GUANGDONG Flight	08/19/2011	Active	30	9	5	4	15.38%	26	6	0			P,S,T,M,VP SC	N/A			
116576	GUANGDONG FU HUI	04/16/2012	Active	37	4	6	-2	-5.13%	39	9	0			P,S,T,M,VP SC	N/A			
121680	Guangdong Furong	03/26/2014	Active	28	0	3	-3	-9.68%	31	9	0			P,S,T,M,VP SC	N/A			
107934	GUANGDONG FUTURE SUNLIGHT	03/29/2010	Active	19	2	2	0	0.00%	19	1	0			P,S,T,M,VP SC	24+			
115915	GUANGDONG GOLF	02/07/2012	Active	27	5	2	3	12.50%	24	1	0			P,S,T,M,VP SC	N/A			
131119	Guangdong Grand Health	05/31/2017	Active	9	2	1	1	12.50%	8	8	0			P,S,T,M,VP SC	N/A			
115913	GUANGDONG GREAT FUND	01/25/2012	Active	34	4	0	4	13.33%	30		0			P,S,T,M,VP SC	N/A			
116580	GUANGDONG GUANG MEI	04/16/2012	Active	47	4	5	-1	-2.08%	48	7	0			P,S,T,M,VP SC	N/A			
Exc Award (06/30/2017)																		



Club Health Assessment for District 381 through June 2025

			Status	Membership							Reports					Finance	LCIF
Club Number	Club Name	Charter Date		Current Member Count	YTD Members Added	YTD Members Dropped	YTD Net Growth	YTD Net Growth%	Member Count 12 Months Ago	Avg. length of service for dropped members	Months Since Last MMR ***	Yrs. Since Last Officer Report	President Rotation	Vice President Reported ****	Months Since Last Activity Report ***	Account Balance	Donations for current Fiscal Year
			Number of times on status quo within last two years	If below 15 members appears				If net loss is greater than 20% appears			If no report in 3 months appears in	When more than one year appears in	Number of repeat terms	Notes the officers that do not have an active	If no report at 12 months appears in red		
101046	GUANGDONG GUANG MING Exc Award (06/30/2023)	01/23/2008	Active	47	19	0	19	67.86%	28		1			P,S,T,M,VP SC	24+		
105829	GUANGDONG GUANG ZHOU RAY OF LIFE	06/16/2009	Active	48	3	0	3	6.67%	45		1			P,S,T,M,VP SC	24+		
118300	GUANGDONG GUANGHUA	11/09/2012	Active	35	4	11	-7	-16.67%	42	9	0			P,S,T,M,VP SC	N/A		
134328	Guangdong Guanghui	04/05/2018	Active	30	3	4	-1	-3.23%	31	6	0			P,S,T,M,VP SC	N/A		
134262	Guangdong Guangmin	03/30/2018	Active	30	12	5	7	30.43%	23	4	0			P,S,T,M,VP SC	N/A		
124002	Guangdong Guangshun	01/19/2015	Active	42	6	7	-1	-2.33%	43	9	0			P,S,T,M,VP SC	N/A		
124727	Guangdong Guanyigolf Exc Award (06/30/2017)	04/30/2015	Active	37	2	1	1	2.78%	36	10	1			P,S,T,M,VP SC	N/A		
134301	Guangdong Gujing	04/03/2018	Active	15	13	11	2	15.38%	13	6	0			P,S,T,M,VP SC	N/A		
122873	Guangdong Haitian	07/31/2014	Active	33	0	6	-6	-15.38%	39	6	0			P,S,T,M,VP SC	N/A		
111724	GUANGDONG HAKKA	08/04/2011	Active	28	6	1	5	21.74%	23	5	0			P,S,T,M,VP SC	N/A		
127680	Guangdong Hanjiang	05/24/2016	Active	27	7	9	-2	-6.90%	29	6	0			P,S,T,M,VP SC	N/A		
124076	Guangdong He Chuang	01/27/2015	Active	20	1	1	0	0.00%	20	2	0			P,S,T,M,VP SC	N/A		
111318	GUANGDONG HE XIE	06/08/2011	Active	44	9	12	-3	-6.38%	47	5	0			P,S,T,M,VP SC	N/A		
128951	Guangdong Heai	09/20/2016	Active	123	7	10	-3	-2.38%	126	5	0			P,S,T,M,VP SC	N/A		
135032	Guangdong HeChang	06/06/2018	Active	77	8	9	-1	-1.28%	78	3	0			P,S,T,M,VP SC	N/A		
129548	Guangdong Hedao	11/30/2016	Active	30	2	3	-1	-3.23%	31	2	0			P,S,T,M,VP SC	N/A		
127095	Guangdong Hengshun Exc Award (06/30/2017)	03/17/2016	Active	29	3	3	0	0.00%	29	6	0			P,S,T,M,VP SC	N/A		
133741	Guangdong Hengze	01/29/2018	Active	27	5	4	1	3.85%	26	5	0			P,S,T,M,VP SC	N/A		
121839	Guangdong Hero	04/10/2014	Active	40	6	4	2	5.26%	38	7	0			P,S,T,M,VP SC	N/A		
118330	GUANGDONG HEXIEJIANKANG	11/20/2012	Active	31	2	4	-2	-6.06%	33	4	0			P,S,T,M,VP SC	N/A		
117471	GUANGDONG HEXIN	07/25/2012	Active	25	3	2	1	4.17%	24	3	0			P,S,T,M,VP SC	N/A		
132491	Guangdong Hongde	08/17/2017	Active	23	1	2	-1	-4.17%	24	1	0			P,S,T,M,VP SC	N/A		



Club Health Assessment for District 381 through June 2025

			Status	Membership							Reports					Finance		LCIF
Club Number	Club Name	Charter Date		Current Member Count	YTD Members Added	YTD Members Dropped	YTD Net Growth	YTD Net Growth%	Member Count 12 Months Ago	Avg. length of service for dropped members	Months Since Last MMR ***	Yrs. Since Last Officer Report	President Rotation	Vice President Reported ****	Months Since Last Activity Report ***	Account Balance	Donations for current Fiscal Year	
			Number of times on status quo within last two years	If below 15 members appears				If net loss is greater than 20% appears			If no report in 3 months appears in	When more than one year appears in	Number of repeat terms	Notes the officers that do not have an active	If no report at 12 months appears in red			
129879	Guangdong Hongtouchuan	01/20/2017	Active	36	9	5	4	12.50%	32	5	0			P,S,T,M,VP SC	N/A			
107454	GUANGDONG HOPE	02/10/2010	Active	24	1	2	-1	-4.00%	25	8	0			P,S,T,M,VP SC	24+			
118387	GUANGDONG HOST JIANGMEN	11/29/2012	Active	47	8	0	8	20.51%	39		5			P,S,T,M,VP SC	N/A			
133734	Guangdong Ht-hold	01/26/2018	Active	27	3	2	1	3.85%	26	8	0			P,S,T,M,VP SC	N/A			
130509	Guangdong HuaChengJinXiu	03/28/2017	Active	24	4	2	2	9.09%	22	10	1			P,S,T,M,VP SC	N/R			
125605	Guangdong Huasen	08/28/2015	Active	25	0	2	-2	-7.41%	27	5	0			P,S,T,M,VP SC	N/A			
134227	Guangdong Huawen	03/29/2018	Active	25	6	0	6	31.58%	19		1			P,S,T,M,VP SC	N/R			
128953	Guangdong Huaxian	09/23/2016	Active	28	2	0	2	7.69%	26		5			P,S,T,M,VP SC	N/A			
133723	Guangdong Huazhidu	01/26/2018	Active	42	5	6	-1	-2.33%	43	5	0			P,S,T,M,VP SC	N/A			
120853	Guangdong Huiai	12/02/2013	Active	41	6	3	3	7.89%	38	2	0			P,S,T,M,VP SC	N/A		\$1,000.00	
	Exc Award (06/30/2017)																	
121679	Guangdong Huicheng	03/26/2014	Active	18	4	0	4	28.57%	14		1			P,S,T,M,VP SC	N/A			
124006	Guangdong Huilong	01/19/2015	Active	23	5	4	1	4.55%	22	3	0			P,S,T,M,VP SC	N/A			
134228	Guangdong Huize	03/26/2018	Active	17	6	4	2	13.33%	15	4	0			P,S,T,M,VP SC	N/A			
128992	Guangdong Hushan	09/23/2016	Active	19	1	3	-2	-9.52%	21	2	0			P,S,T,M,VP SC	N/A			
128747	Guangdong Huying	08/26/2016	Active	42	1	7	-6	-12.50%	48	6	0			P,S,T,M,VP SC	N/A			
125606	Guangdong I Flying	08/11/2015	Active	21	9	6	3	16.67%	18	6	0			P,S,T,M,VP SC	N/A			
115323	GUANGDONG ILLUMINATE	10/26/2011	Active	49	1	0	1	2.08%	48		1			P,S,T,M,VP SC	N/A			
	Exc Award (06/30/2017)																	
111583	GUANGDONG JIA DE	06/30/2011	Active	29	1	1	0	0.00%	29	11	0			P,S,T,M,VP SC	N/A			
122052	Guangdong Jia Ying	04/30/2014	Active	40	4	1	3	8.11%	37	11	5			P,S,T,M,VP SC	N/A			
116589	GUANGDONG JIA YUAN	04/17/2012	Active	41	3	6	-3	-6.82%	44	9	0			P,S,T,M,VP SC	N/A			
130239	Guangdong Jicheng	02/27/2017	Active	21	5	0	5	31.25%	16		1			P,S,T,M,VP SC	N/A			
120986	Guangdong Jinguo	12/18/2013	Active	20	3	3	0	0.00%	20	4	0			P,S,T,M,VP SC	24+			
127503	Guangdong Jinsha	05/16/2016	Active	20	0	6	-6	-23.08%	26	8	0			P,S,T,M,VP SC	N/A			
	Exc Award (06/30/2017)																	



Club Health Assessment for District 381 through June 2025

			Status	Membership							Reports					Finance		LCIF
Club Number	Club Name	Charter Date		Current Member Count	YTD Members Added	YTD Members Dropped	YTD Net Growth	YTD Net Growth%	Member Count 12 Months Ago	Avg. length of service for dropped members	Months Since Last MMR ***	Yrs. Since Last Officer Report	President Rotation	Vice President Reported ****	Months Since Last Activity Report ***	Account Balance	Donations for current Fiscal Year	
			Number of times on status quo within last two years	If below 15 members appears				If net loss is greater than 20% appears			If no report in 3 months appears in	When more than one year appears in	Number of repeat terms	Notes the officers that do not have an active	If no report at 12 months appears in red			
119858	Guangdong Jinshi	06/27/2013	Active	32	1	4	-3	-8.57%	35	2	0			P,S,T,M,VP SC	N/A			
109711	GUANGDONG JIUSHAN	11/16/2010	Active	24	3	0	3	14.29%	21		1			P,S,T,M,VP SC	24+			
118386	GUANGDONG JIUZHOU	11/29/2012	Active	28	3	0	3	12.00%	25		5			P,S,T,M,VP SC	N/A		\$1,000.00	
119895	Guangdong Jucheng	06/28/2013	Active	32	12	1	11	52.38%	21	1	0			P,S,T,M,VP SC	N/A			
130227	Guangdong Juxian	02/24/2017	Active	18	6	4	2	12.50%	16	4	0			P,S,T,M,VP SC	N/A			
121844	Guangdong Kedu	04/10/2014	Active	29	9	5	4	16.00%	25	10	0			P,S,T,M,VP SC	N/A			
129620	Guangdong Kind Power	12/14/2016	Active	33	4	8	-4	-10.81%	37	5	0			P,S,T,M,VP SC	N/A			
119890	Guangdong Lanhaizhiguang	06/28/2013	Active	29	6	6	0	0.00%	29	3	0			P,S,T,M,VP SC	N/A			
101687	GUANGDONG LE SHAN	05/13/2008	Active	56	4	3	1	1.82%	55	8	0			P,S,T,M,VP SC	24+			
118084	GUANGDONG LEAI	10/22/2012	Active	37	5	5	0	0.00%	37	4	0			P,S,T,M,VP SC	N/A			
110411	GUANGDONG LEGEND	02/22/2011	Active	4	3	13	-10	-71.43%	14	5	0		None	P,S,T,M,VP SC	24+		\$1,000.00	
Exc Award (06/30/2017)																		
134269	Guangdong Lejia	03/30/2018	Active	24	7	5	2	9.09%	22	4	0			P,S,T,M,VP SC	N/A			
105826	GUANGDONG LIANDEZHUYUE	06/16/2009	Active	24	24	25	-1	-4.00%	25	2	0			P,S,T,M,VP SC	24+			
111116	GUANGDONG LIANG DU	05/19/2011	Active	27	3	4	-1	-3.57%	28	7	0			P,S,T,M,VP SC	24+			
120988	Guangdong Lianjiang	12/18/2013	Active	94	12	2	10	11.90%	84	9	3			P,S,T,M,VP SC	N/A			
130224	Guangdong Life Guidance	02/24/2017	Cancelled(8*)	0	0	0	0	0.00%	0		12	1	None	P,S,T,M,VP SC	N/A	90+ Days		
120761	Guangdong Lily	11/15/2013	Active	25	0	0	0	0.00%	25		12			P,S,T,M,VP SC	N/A			
134261	Guangdong Longcheng	03/30/2018	Active	27	9	8	1	3.85%	26	4	0			P,S,T,M,VP SC	N/A			
124005	Guangdong Longdu	01/19/2015	Active	20	3	1	2	11.11%	18	11	0			P,S,T,M,VP SC	N/A			
132924	Guangdong Longteng	10/25/2017	Active	24	2	4	-2	-7.69%	26	7	0			P,S,T,M,VP SC	N/A			
134260	Guangdong Longwan	04/13/2018	Active	37	9	0	9	32.14%	28		1			P,S,T,M,VP SC	N/A		\$1,000.00	
124011	Guangdong Longzhu	01/20/2015	Active	33	11	6	5	17.86%	28	7	0			P,S,T,M,VP SC	N/A			
Exc Award (06/30/2017)																		
119278	GUANGDONG LOVE SEA	05/02/2013	Active	22	16	0	16	266.67%	6		1			P,S,T,M,VP SC	N/A			



Club Health Assessment for District 381 through June 2025

			Status	Membership							Reports					Finance		LCIF
Club Number	Club Name	Charter Date		Current Member Count	YTD Members Added	YTD Members Dropped	YTD Net Growth	YTD Net Growth%	Member Count 12 Months Ago	Avg. length of service for dropped members	Months Since Last MMR ***	Yrs. Since Last Officer Report	President Rotation	Vice President Reported ****	Months Since Last Activity Report ***	Account Balance	Donations for current Fiscal Year	
			Number of times on status quo within last two years	If below 15 members appears				If net loss is greater than 20% appears			If no report in 3 months appears in	When more than one year appears in	Number of repeat terms	Notes the officers that do not have an active	If no report at 12 months appears in red			
112077	GUANGDONG LOVE STRENGTH	08/22/2011	Active	33	3	7	-4	-10.81%	37	8	0			P,S,T,M,VP SC	N/A			
122871	Guangdong Loyalty	07/31/2014	Active	28	1	0	1	3.70%	27		1			P,S,T,M,VP SC	N/A			
130247	Guangdong Luofu Mountain	02/28/2017	Active	20	2	6	-4	-16.67%	24	8	0			P,S,T,M,VP SC	N/A			
126827	Guangdong Lying Kun	02/09/2016	Active	18	0	3	-3	-14.29%	21	9	0			P,S,T,M,VP SC	N/A			
127702	Guangdong Meiye	05/26/2016	Active	24	4	1	3	14.29%	21	9	0			P,S,T,M,VP SC	N/A			
118715	GUANGDONG MINGEN	02/04/2013	Active	20	3	1	2	11.11%	18	0	0			P,S,T,M,VP SC	N/A			
123338	Guangdong Mingren	10/10/2014	Active	23	6	13	-7	-23.33%	30	7	0			P,S,T,M,VP SC	N/A			
124725	Guangdong Mingyang	04/30/2015	Active	28	5	0	5	21.74%	23		0			P,S,T,M,VP SC	N/A			
123345	Guangdong Mingze	10/10/2014	Active	49	3	10	-7	-12.50%	56	8	0			P,S,T,M,VP SC	N/A			
122258	Guangdong Mingzhu	05/19/2014	Active	27	4	0	4	17.39%	23		0			P,S,T,M,VP SC	N/A			
123343	Guangdong Moolove	10/10/2014	Active	26	2	7	-5	-16.13%	31	5	0			P,S,T,M,VP SC	N/R			
135043	Guangdong Nansha Bay	06/07/2018	Active	18	3	2	1	5.88%	17	5	0			P,S,T,M,VP SC	N/A			
109712	GUANGDONG OASIS	11/16/2010	Active	48	2	11	-9	-15.79%	57	6	0		None	P,S,T,M,VP SC	24+			
126367	Guangdong Panshan	12/17/2015	Active	29	6	4	2	7.41%	27	9	0			P,S,T,M,VP SC	N/A			
106747	GUANGDONG PEARL OF THE FLOWER CITY	10/15/2009	Active	47	3	2	1	2.17%	46	8	0			P,S,T,M,VP SC	24+			
110231	GUANGDONG PING AN	01/27/2011	Active	34	1	0	1	3.03%	33		1			P,S,T,M,VP SC	24+			
123339	Guangdong Puguang	10/10/2014	Active	34	5	6	-1	-2.86%	35	6	0			P,S,T,M,VP SC	N/A			
110703	GUANGDONG QI HANG	04/04/2011	Active	29	3	1	2	7.41%	27	10	0			P,S,T,M,VP SC	24+			
120225	Guangdong Qi Yang	08/27/2013	Active	20	10	1	9	81.82%	11	2	0			P,S,T,M,VP SC	N/A			
106741	GUANGDONG QIANJIN	10/15/2009	Active	23	1	8	-7	-23.33%	30	14	0			P,S,T,M,VP SC	24+			
130547	GUANGDONG QIAODU	03/28/2017	Active	27	2	3	-1	-3.57%	28	1	0			P,S,T,M,VP SC	N/A			
127701	Guangdong Qichang	05/26/2016	Active	32	14	5	9	39.13%	23	1	0			P,S,T,M,VP SC	N/A			
124330	Guangdong Qichen	04/27/2015	Active	31	3	0	3	10.71%	28		1			P,S,T,M,VP SC	N/A			
117476	GUANGDONG QIJIANG	07/25/2012	Active	31	5	0	5	19.23%	26		5			P,S,T,M,VP SC	24+			




Club Health Assessment for District 381 through June 2025

			Status	Membership							Reports					Finance	LCIF
Club Number	Club Name	Charter Date		Current Member Count	YTD Members Added	YTD Members Dropped	YTD Net Growth	YTD Net Growth%	Member Count 12 Months Ago	Avg. length of service for dropped members	Months Since Last MMR ***	Yrs. Since Last Officer Report	President Rotation	Vice President Reported ****	Months Since Last Activity Report ***	Account Balance	Donations for current Fiscal Year
			Number of times on status quo within last two years	If below 15 members appears				If net loss is greater than 20% appears			If no report in 3 months appears in	When more than one year appears in	Number of repeat terms	Notes the officers that do not have an active	If no report at 12 months appears in red		
121677	Guangdong Qingcheng	03/26/2014	Active	24	3	6	-3	-11.11%	27	8	0			P,S,T,M,VP SC	N/A		
128954	Guangdong Qingtian	09/21/2016	Active	33	6	0	6	22.22%	27		1			P,S,T,M,VP SC	N/A		
120227	Guangdong Rastar	08/27/2013	Active	37	8	4	4	12.12%	33	1	0			P,S,T,M,VP SC	24+		
129911	Guangdong Renhe	01/24/2017	Active	41	6	4	2	5.13%	39	5	0			P,S,T,M,VP SC	N/A		
133732	Guangdong Rising Sun	01/26/2018	Active	18	6	3	3	20.00%	15	5	0			P,S,T,M,VP SC	N/A		
132948	Guangdong Rongda	10/30/2017	Active	24	3	2	1	4.35%	23	6	0			P,S,T,M,VP SC	N/A		
129878	Guangdong Ronghong	01/31/2017	Active	33	3	0	3	10.00%	30		0			P,S,T,M,VP SC	N/A		
132560	Guangdong Rongjiang	08/25/2017	Active	38	11	2	9	31.03%	29	7	0			P,S,T,M,VP SC	N/A		
127428	Guangdong Ruoshuinvzi	04/28/2016	Active	22	4	0	4	22.22%	18		1			P,S,T,M,VP SC	N/A		
115912	GUANGDONG SAILING	01/25/2012	Active	25	4	0	4	19.05%	21		1			P,S,T,M,VP SC	N/A		
131121	Guangdong Shan Mei	05/31/2017	Active	32	4	4	0	0.00%	32	8	0			P,S,T,M,VP SC	N/A		
132923	Guangdong Shan Qi	10/25/2017	Active	17	5	0	5	41.67%	12		0			P,S,T,M,VP SC	N/A		
133727	Guangdong Shangai	01/29/2018	Active	30	3	3	0	0.00%	30	4	0			P,S,T,M,VP SC	N/A		
118076	GUANGDONG SHANGSHAN	10/22/2012	Active	24	5	7	-2	-7.69%	26	10	0		None	P,S,T,M,VP SC	24+		
134258	Guangdong Shanren	03/30/2018	Active	30	2	13	-11	-26.83%	41	4	0			P,S,T,M,VP SC	N/A		
129877	Guangdong Shanwei	01/24/2017	Active	35	7	6	1	2.94%	34	5	0			P,S,T,M,VP SC	N/A		
124328	Guangdong Shanxin	04/27/2015	Active	27	5	2	3	12.50%	24	6	0			P,S,T,M,VP SC	N/A		
Exc Award (06/30/2017)																	
123335	Guangdong Shanxing	10/10/2014	Active	30	3	3	0	0.00%	30	6	0			P,S,T,M,VP SC	N/A		
118078	GUANGDONG SHANYUAN	10/22/2012	Active	34	10	9	1	3.03%	33	8	0			P,S,T,M,VP SC	N/A		
123998	Guangdong Shaohua	01/19/2015	Active	20	9	6	3	17.65%	17	2	0			P,S,T,M,VP SC	N/A		
131290	Guangdong Shaozhou	06/13/2017	Active	39	6	7	-1	-2.50%	40	6	0			P,S,T,M,VP SC	N/A		
115916	GUANGDONG SHENGDE	01/24/2012	Active	19	6	0	6	46.15%	13		2			P,S,T,M,VP SC	24+		
134231	Guangdong Shicheng	03/30/2018	Active	29	6	5	1	3.57%	28	6	0			P,S,T,M,VP SC	N/A		
121689	Guangdong Shishan	03/27/2014	Active	33	8	5	3	10.00%	30	2	0			P,S,T,M,VP SC	N/A		



Club Health Assessment for District 381 through June 2025

			Status	Membership							Reports					Finance	LCIF
Club Number	Club Name	Charter Date		Current Member Count	YTD Members Added	YTD Members Dropped	YTD Net Growth	YTD Net Growth%	Member Count 12 Months Ago	Avg. length of service for dropped members	Months Since Last MMR ***	Yrs. Since Last Officer Report	President Rotation	Vice President Reported ****	Months Since Last Activity Report ***	Account Balance	Donations for current Fiscal Year
			Number of times on status quo within last two years	If below 15 members appears				If net loss is greater than 20% appears			If no report in 3 months appears in	When more than one year appears in	Number of repeat terms	Notes the officers that do not have an active	If no report at 12 months appears in red		
Exc Award (06/30/2017)																	
130925	Guangdong ShunHe	05/15/2017	Active	33	0	5	-5	-13.16%	38	7	0			P,S,T,M,VP SC	N/A		
121690	Guangdong Siji	03/27/2014	Active	96	8	2	6	6.67%	90	2	0			P,S,T,M,VP SC	N/A		
128955	Guangdong Songshanhu	09/28/2016	Active	45	3	1	2	4.65%	43	1	1			P,S,T,M,VP SC	N/A		
118327	GUANGDONG SPIRIT	11/20/2012	Active	32	5	1	4	14.29%	28	14	0			P,S,T,M,VP SC	N/A		
134256	Guangdong Star	03/29/2018	Active	13	3	6	-3	-18.75%	16	2	0			P,S,T,M,VP SC	N/A		
122261	Guangdong Sunrise	05/19/2014	Active	32	7	2	5	18.52%	27	2	0			P,S,T,M,VP SC	N/A		\$1,000.00
118714	GUANGDONG SUN'S ANGEL	02/04/2013	Active	34	4	0	4	13.33%	30		0			P,S,T,M,VP SC	24+		
129897	Guangdong Swing for Love	01/18/2017	Active	18	5	8	-3	-14.29%	21	5	0			P,S,T,M,VP SC	N/A		
121841	Guangdong Tai Yang	04/10/2014	Active	23	1	11	-10	-30.30%	33	7	0			P,S,T,M,VP SC	N/A		
131295	Guangdong Tan Nan Leading	06/13/2017	Active	27	3	1	2	8.00%	25	5	5			P,S,T,M,VP SC	N/A		
123999	Guangdong Tang	01/19/2015	Active	23	0	5	-5	-17.86%	28	12	0			P,S,T,M,VP SC	N/A		
133763	Guangdong Tangxuan	01/29/2018	Active	25	4	3	1	4.17%	24	0	0			P,S,T,M,VP SC	N/A		
106190	GUANGDONG THANKSGIVING	08/07/2009	Active	39	5	15	-10	-20.41%	49	6	0			P,S,T,M,VP SC	24+		
129595	Guangdong Tiandao	12/09/2016	Active	23	6	5	1	4.55%	22	12	0			P,S,T,M,VP SC	N/A		
120226	Guangdong Tianliang	08/27/2013	Active	31	6	3	3	10.71%	28	3	0			P,S,T,M,VP SC	N/A		
117478	GUANGDONG TIANXINGJIAN	07/26/2012	Active	21	5	2	3	16.67%	18	5	0			P,S,T,M,VP SC	N/A		
121691	Guangdong Tie Fu	03/27/2014	Active	50	7	4	3	6.38%	47	7	0			P,S,T,M,VP SC	N/A		
124326	Guangdong Tie Shan Lan	04/27/2015	Active	26	2	3	-1	-3.70%	27	4	0			P,S,T,M,VP SC	N/A		
131289	GUANGDONG TIEJUN	06/13/2017	Active	27	5	5	0	0.00%	27	4	0			P,S,T,M,VP SC	N/A		
130497	Guangdong Together With One Heart	03/31/2017	Active	37	8	5	3	8.82%	34	7	0			P,S,T,M,VP SC	N/A		
111541	GUANGDONG TONG XIN	06/29/2011	Active	23	1	4	-3	-11.54%	26	8	0			P,S,T,M,VP SC	N/A		\$1,000.00
Exc Award (06/30/2017)																	
118087	GUANGDONG TONGDE	10/22/2012	Active	60	6	0	6	11.11%	54		1			P,S,T,M,VP SC	N/A		
124726	Guangdong Tongji	04/30/2015	Active	32	4	6	-2	-5.88%	34	7	0			P,S,T,M,VP SC	N/A		



Club Health Assessment for District 381 through June 2025

			Status	Membership							Reports					Finance		LCIF
Club Number	Club Name	Charter Date		Current Member Count	YTD Members Added	YTD Members Dropped	YTD Net Growth	YTD Net Growth%	Member Count 12 Months Ago	Avg. length of service for dropped members	Months Since Last MMR ***	Yrs. Since Last Officer Report	President Rotation	Vice President Reported ****	Months Since Last Activity Report ***	Account Balance	Donations for current Fiscal Year	
			Number of times on status quo within last two years	If below 15 members appears					If net loss is greater than 20% appears			If no report in 3 months appears in	When more than one year appears in	Number of repeat terms	Notes the officers that do not have an active	If no report at 12 months appears in red		
106191	GUANGDONG VIRTUE & WISDOM	08/07/2009	Active	23	3	5	-2	-8.00%	25	2	0		None	P,S,T,M,VP SC	24+	90+ Days	\$11,000.00	
123340	Guangdong Wanan	10/10/2014	Active	30	3	4	-1	-3.23%	31	8	0			P,S,T,M,VP SC	N/A			
Exc Award (06/30/2017, 06/30/2023)																		
112078	GUANGDONG WANLV LAKE	08/23/2011	Active	39	6	4	2	5.41%	37	14	0			P,S,T,M,VP SC	N/A			
125308	Guangdong Weilong	07/16/2015	Active	25	6	3	3	13.64%	22	7	0			P,S,T,M,VP SC	N/A			
Exc Award (06/30/2017)																		
132946	Guangdong Wingchun	10/30/2017	Active	33	3	4	-1	-2.94%	34	7	0			P,S,T,M,VP SC	N/A			
119898	Guangdong Wisdom Core	06/28/2013	Active	27	4	4	0	0.00%	27	10	0			P,S,T,M,VP SC	N/A			
127005	Guangdong Wish Star	04/06/2016	Active	33	4	4	0	0.00%	33	5	0			P,S,T,M,VP SC	N/A			
133753	Guangdong Wutong	01/29/2018	Active	24	2	9	-7	-22.58%	31	6	0			P,S,T,M,VP SC	N/A			
122053	Guangdong Wuyi	04/30/2014	Active	19	4	3	1	5.56%	18	7	0			P,S,T,M,VP SC	N/A	\$1,000.00		
123341	Guangdong Xiangjiang	10/10/2014	Active	27	2	6	-4	-12.90%	31	12	0			P,S,T,M,VP SC	N/A			
Exc Award (06/30/2023)																		
129151	Guangdong Xiao Tian Xia	10/20/2016	Active	35	10	2	8	29.63%	27	0	0			P,S,T,M,VP SC	N/A			
127096	Guangdong Xiaode	03/17/2016	Cancelled(8*)	0	0	0	0	0.00%	0		12	1	None	P,S,T,M,VP SC	N/A			
134229	Guangdong Xiaoxing	03/26/2018	Active	35	5	5	0	0.00%	35	6	0			P,S,T,M,VP SC	N/A			
110499	GUANGDONG XING FU	03/02/2011	Active	28	3	2	1	3.70%	27	6	0			P,S,T,M,VP SC	24+			
111110	GUANGDONG XING HAI	05/18/2011	Active	46	23	19	4	9.52%	42	9	0			P,S,T,M,VP SC	24+			
121842	Guangdong Xingfengjiang	04/10/2014	Active	29	3	0	3	11.54%	26		1			P,S,T,M,VP SC	N/A			
124329	GUANGDONG XINGHE	04/27/2015	Active	21	3	2	1	5.00%	20	1	0			P,S,T,M,VP SC	N/A			
134918	Guangdong XingHuo	05/30/2018	Active	24	4	0	4	20.00%	20		5			P,S,T,M,VP SC	N/R	\$1,000.00		
133765	Guangdong Xingzhou	01/29/2018	Active	27	2	1	1	3.85%	26	7	0			P,S,T,M,VP SC	N/A			
130929	Guangdong XiYue	05/15/2017	Active	25	4	2	2	8.70%	23	8	0			P,S,T,M,VP SC	N/A			
120229	Guangdong Yandu	08/27/2013	Active	27	4	3	1	3.85%	26	6	0			P,S,T,M,VP SC	N/A			
Exc Award (06/30/2017)																		
130923	Guangdong YangGuangJianKang	05/15/2017	Active	16	5	2	3	23.08%	13	5	0			P,S,T,M,VP SC	N/A			



Club Health Assessment for District 381 through June 2025

			Status	Membership							Reports					Finance		LCIF
Club Number	Club Name	Charter Date		Current Member Count	YTD Members Added	YTD Members Dropped	YTD Net Growth	YTD Net Growth%	Member Count 12 Months Ago	Avg. length of service for dropped members	Months Since Last MMR ***	Yrs. Since Last Officer Report	President Rotation	Vice President Reported ****	Months Since Last Activity Report ***	Account Balance	Donations for current Fiscal Year	
			Number of times on status quo within last two years	If below 15 members appears				If net loss is greater than 20% appears			If no report in 3 months appears in	When more than one year appears in	Number of repeat terms	Notes the officers that do not have an active	If no report at 12 months red			
130520	GUANGDONG YANGMING	03/28/2017	Active	40	25	9	16	66.67%	24	3	0			P,S,T,M,VP SC	N/A			
120763	Guangdong Yangshan	11/15/2013	Active	35	4	2	2	6.06%	33	4	0			P,S,T,M,VP SC	N/A			
	Exc Award (06/30/2017)																	
133738	Guangdong Yangxin	01/29/2018	Active	18	7	2	5	38.46%	13	0	0			P,S,T,M,VP SC	N/A			
133736	Guangdong Yayuan	01/29/2018	Active	25	2	4	-2	-7.41%	27	7	0	1	None	P,S,T,M,VP SC	N/A			
129875	Guangdong Ying Shi	01/25/2017	Active	9	6	5	1	12.50%	8	4	0			P,S,T,M,VP SC	N/A			
134345	Guangdong Yinping	04/16/2018	Active	36	1	3	-2	-5.26%	38	9	0			P,S,T,M,VP SC	N/A			
126497	Guangdong Youwei	01/08/2016	Active	34	0	1	-1	-2.86%	35	2	0			P,S,T,M,VP SC	N/A			
	Exc Award (06/30/2017)																	
131291	Guangdong Yuanmeng	06/13/2017	Active	54	7	0	7	14.89%	47		0			P,S,T,M,VP SC	N/A			
	Exc Award (06/30/2023)																	
124728	Guangdong Yue Long	06/19/2015	Active	31	4	3	1	3.33%	30	2	0			P,S,T,M,VP SC	N/A			
126549	Guangdong Yue Meng	01/27/2016	Active	33	6	0	6	22.22%	27		0	2	None	P,S,T,M,VP SC	N/A			
111114	GUANGDONG YUE QI	05/18/2011	Active	29	3	4	-1	-3.33%	30	2	0			P,S,T,M,VP SC	24+			
111111	GUANGDONG YUE XIN	05/18/2011	Active	21	7	5	2	10.53%	19	11	0			P,S,T,M,VP SC	24+		\$1,000.00	
134913	Guangdong YueChuan	06/01/2018	Active	35	4	0	4	12.90%	31		0			P,S,T,M,VP SC	N/A			
119902	Guangdong Yuehe	06/29/2013	Active	32	5	2	3	10.34%	29	7	0			P,S,T,M,VP SC	N/A			
121059	Guangdong Yuexi	12/30/2013	Active	26	2	3	-1	-3.70%	27	6	0			P,S,T,M,VP SC	N/A		\$1,000.00	
	Exc Award (06/30/2017)																	
130498	Guangdong Yunai	03/22/2017	Active	17	2	4	-2	-10.53%	19	6	0			P,S,T,M,VP SC	N/A			
122872	Guangdong Zhao Yang	07/31/2014	Active	23	2	7	-5	-17.86%	28	6	0			P,S,T,M,VP SC	N/A			
120852	Guangdong Zhaohui	12/02/2013	Active	19	2	7	-5	-20.83%	24	7	0			P,S,T,M,VP SC	N/A			
131133	Guangdong Zheng He	06/02/2017	Active	42	9	5	4	10.53%	38	6	0			P,S,T,M,VP SC	N/A		\$1,000.00	
126498	Guangdong Zhengdao	01/08/2016	Active	24	4	0	4	20.00%	20		1			P,S,T,M,VP SC	N/A			
120759	Guangdong Zhengde	11/14/2013	Active	24	8	6	2	9.09%	22	4	0			P,S,T,M,VP SC	N/A			
	Exc Award (06/30/2017)																	



Club Health Assessment for District 381 through June 2025

			Status	Membership							Reports					Finance		LCIF
Club Number	Club Name	Charter Date		Current Member Count	YTD Members Added	YTD Members Dropped	YTD Net Growth	YTD Net Growth%	Member Count 12 Months Ago	Avg. length of service for dropped members	Months Since Last MMR ***	Yrs. Since Last Officer Report	President Rotation	Vice President Reported *****	Months Since Last Activity Report ***	Account Balance	Donations for current Fiscal Year	
			Number of times on status quo within last two years	If below 15 members appears					If net loss is greater than 20% appears			If no report in 3 months appears in	When more than one year appears in	Number of repeat terms	Notes the officers that do not have an active	If no report at 12 months appears in red		
120983	Guangdong ZhiFei	12/18/2013	Active	32	5	3	2	6.67%	30	0	0				P,S,T,M,VP SC	N/A		
134232	Guangdong Zhixiang	03/30/2018	Active	38	1	1	0	0.00%	38	2	0				P,S,T,M,VP SC	N/A		
121693	Guangdong Zhixing	03/27/2014	Active	53	7	0	7	15.22%	46		1				P,S,T,M,VP SC	N/A		
120856	Guangdong Zhong Yang	12/02/2013	Active	19	6	4	2	11.76%	17	11	0				P,S,T,M,VP SC	N/A		
123342	Guangdong Zhongai	10/10/2014	Active	11	2	8	-6	-35.29%	17	8	0	1	None		P,S,T,M,VP SC	N/A		
133742	Guangdong Zhongdahuashang	01/29/2018	Active	50	7	3	4	8.70%	46	6	0				P,S,T,M,VP SC	N/A		
130954	GUANGDONG ZHONGLIAN	05/12/2017	Active	19	2	0	2	11.76%	17		5				P,S,T,M,VP SC	N/A		
127006	Guangdong Zhongmao	03/09/2016	Active	36	2	4	-2	-5.26%	38	3	0				P,S,T,M,VP SC	N/A		
133739	Guangdong Zhongqing	01/29/2018	Active	30	6	0	6	25.00%	24		5				P,S,T,M,VP SC	N/A		
129880	Guangdong Zhongzhan	01/25/2017	Active	26	4	1	3	13.04%	23	2	0				P,S,T,M,VP SC	N/A		
133735	Guangdong Zhufei	01/26/2018	Active	28	3	3	0	0.00%	28	4	0				P,S,T,M,VP SC	N/A		
116126	GUANGZHOU GUANGDONG COMPANION	02/20/2012	Active	15	3	10	-7	-31.82%	22	9	0				P,S,T,M,VP SC	N/A		
116577	GUANGZHOU GUANGDONG XIN YUAN	04/16/2012	Active	28	4	0	4	16.67%	24		0				P,S,T,M,VP SC	N/A		\$1,000.00
128952	Guangzhou Love Sunshine	09/23/2016	Active	30	2	3	-1	-3.23%	31	9	0				P,S,T,M,VP SC	N/A		

Clubs Cancelled Previous Fiscal Year – Clubs Cancelled within last 12 months may be reinstated

Club Number	Club Name	Charter Date	Current Status*	Cancellation Date
101051	CHINA GUANGDONG SUNSHINE	01/23/2008	Cancelled(6*)	11/29/2023
132490	Guangdong Garden	08/17/2017	Cancelled(6*)	11/29/2023
123337	Guangdong Jianaipengfei	10/10/2014	Cancelled(6*)	11/29/2023

Current Total Clubs Count	YTD New Clubs Count	YTD Cancelled Clubs Count	YTD Net Club Gain	Current Total Members Count	YTD Members Add	YTD Members Drop	YTD Net Growth	YTD Net Growth %	Member Count 12 Months Ago	Average Member Count Per Club	% of Clubs with less than 20 members	% No MMR in 3 Months	% No Officer Report in 12 Months	% of Clubs with balance 90+ days	Number of Clubs in Status Quo	% Status Quo Clubs in Financial Suspension	Number of Cancelled Clubs	Average Cancelled Club Age	Members Lost Due to Cancellation	% of Clubs Cancelled for Non-Financial Reasons
280	3	2	1	8,695	1,440	1,059	381	4.58%	8,314	31	11%	7%	1%	0%	0	0%	2	24	0	0%



Club Health Assessment for District 381 through June 2025

			Status	Membership							Reports					Finance	LCIF
Club Number	Club Name	Charter Date		Current Member Count	YTD Members Added	YTD Members Dropped	YTD Net Growth	YTD Net Growth%	Member Count 12 Months Ago	Avg. length of service for dropped members	Months Since Last MMR ***	Yrs. Since Last Officer Report	President Rotation	Vice President Reported ****	Months Since Last Activity Report ***	Account Balance	Donations for current Fiscal Year
			Number of times on status quo within last two years	If below 15 members appears				If net loss is greater than 20% appears			If no report in 3 months appears in	When more than one year appears in	Number of repeat terms	Notes the officers that do not have an active	If no report at 12 months appears in red		

* - P - Priority Club. Cancellation Reasons: 1-Objectives/conduct, 2-Non-active club, 5-Non-existing club, 6-Disbanding, 7-Merger, 8-Financial Suspension, 9-District/Multiple District Dues.
** - Abbreviation: P-President, S-Secretary, T-Treasurer, M-Member Chairperson, VP-First Vice President, MC-Communications Chairperson, SC-Service Chairperson
*** - Abbreviation: N/R - Never reported using the Lions Clubs website, N/A - Not applicable, No password registered for the Lions Clubs website.
**** - Abbreviation: N - New, IP - Immediate Past, R - Repeat.



Club Health Assessment for District 390 through June 2025

			Status	Membership							Reports					Finance		LCIF
Club Number	Club Name	Charter Date		Current Member Count	YTD Members Added	YTD Members Dropped	YTD Net Growth	YTD Net Growth%	Member Count 12 Months Ago	Avg. length of service for dropped members	Months Since Last MMR ***	Yrs. Since Last Officer Report	President Rotation	Vice President Reported ****	Months Since Last Activity Report ***	Account Balance	Donations for current Fiscal Year	
			Number of times on status quo within last two years	If below 15 members appears					If net loss is greater than 20% appears			If no report in 3 months appears in	When more than one year appears in	Number of repeat terms	Notes the officers that do not have appears in an active	If no report at 12 months red		
Clubs less than two years old																		
179343	Sichuan Baxian Qingyuan	12/10/2024	Active	21	29	8	21	100.00%	0	0	0		None	P,S,T,M,VP SC	N/A			
177830	Sichuan Bicheng	11/05/2024	Active	28	31	3	28	100.00%	0	0	0			P,S,T,M,VP SC	N/A			
157123	Sichuan Fenghuang	01/15/2024	Active	27	4	9	-5	-15.63%	32	1	0		2	P,S,T,M,VP SC	N/A			
181212	Sichuan Jiangzhou	03/19/2025	Active	29	29	0	29	100.00%	0		2			P,S,T,M,VP SC	N/A			
179347	Sichuan Kejicheng	12/05/2024	Active	28	29	1	28	100.00%	0	0	0			P,S,T,M,VP SC	N/A			
156776	Sichuan Panshi	01/10/2024	Active	29	10	6	4	16.00%	25	1	0		2	P,S,T,M,VP SC	N/A			
181214	Sichuan Ren'ai	03/19/2025	Active	25	26	1	25	100.00%	0	0	2			P,S,T,M,VP SC	N/A			
181795	Sichuan Sanxiazhidian	04/21/2025	Newly Chartered	28	28	0	28	100.00%	0		0			P,S,T,M,VP SC	N/A			
181217	Sichuan Shengming Shu	04/07/2025	Newly Chartered	25	25	0	25	100.00%	0		2			P,S,T,M,VP SC	N/A			
177829	Sichuan Shiai Qihang	12/10/2024	Active	23	33	10	23	100.00%	0	0	0			P,S,T,M,VP SC	N/A			
180098	Sichuan Si Yuan	12/26/2024	Active(1)	25	32	7	25	100.00%	0	0	0			P,S,T,M,VP SC	N/A			
181793	Sichuan Starry Sky	04/21/2025	Newly Chartered	27	27	0	27	100.00%	0		0			P,S,T,M,VP SC	N/A			
181215	Sichuan Tianfu Fuchuan	03/19/2025	Active	28	28	0	28	100.00%	0		2			P,S,T,M,VP SC	N/A			
181794	Sichuan TongRen QianTai	04/21/2025	Newly Chartered	24	25	1	24	100.00%	0	0	0			P,S,T,M,VP SC	N/A			
181216	Sichuan Tongxing	04/11/2025	Newly Chartered	24	26	2	24	100.00%	0	4	0			P,S,T,M,VP SC	N/A			
179354	Sichuan Yan Du	12/10/2024	Active	22	29	7	22	100.00%	0	0	0			P,S,T,M,VP SC	N/A			
171653	Sichuan Yazhou	06/29/2024	Active	18	4	11	-7	-28.00%	25	1	0		2	P,S,T,M,VP SC	N/A			
181211	Sichuan Yuansheng	03/19/2025	Active	24	26	2	24	100.00%	0	7	0			P,S,T,M,VP SC	N/A			
Clubs more than two years old																		
122103	Sichuan Bashu	05/07/2014	Active	29	6	8	-2	-6.45%	31	4	0			P,S,T,M,VP SC	N/A		\$1,000.00	
124197	Sichuan Bayu	03/04/2015	Active	38	4	5	-1	-2.56%	39	5	0			P,S,T,M,VP SC	N/A		\$1,000.00	
122112	Sichuan Chang River	05/08/2014	Active	28	3	11	-8	-22.22%	36	5	0			P,S,T,M,VP SC	N/A	90+ Days		



Club Health Assessment for District 390 through June 2025

			Status	Membership							Reports					Finance	LCIF
Club Number	Club Name	Charter Date		Current Member Count	YTD Members Added	YTD Members Dropped	YTD Net Growth	YTD Net Growth%	Member Count 12 Months Ago	Avg. length of service for dropped members	Months Since Last MMR ***	Yrs. Since Last Officer Report	President Rotation	Vice President Reported ****	Months Since Last Activity Report ***	Account Balance	Donations for current Fiscal Year
			Number of times on status quo within last two years	If below 15 members appears				If net loss is greater than 20% appears			If no report in 3 months appears in	When more than one year appears in	Number of repeat terms	Notes the officers that do not have an active	If no report at 12 months appears in red		
124652	Sichuan China Dream of Shiai	04/27/2015	Active	25	5	9	-4	-13.79%	29	3	0			P,S,T,M,VP SC	N/A		\$1,000.00
123225	Sichuan Chunxi Road	09/29/2014	Active	28	3	3	0	0.00%	28	6	0		None	P,S,T,M,VP SC	N/A		\$1,000.00
133235	Sichuan Deng Cheng	12/07/2017	Active	21	2	8	-6	-22.22%	27	2	0		None	P,S,T,M,VP SC	N/A		\$1,000.00
	Exc Award (06/30/2024)																
122069	Sichuan Dongpo	05/02/2014	Active	33	10	7	3	10.00%	30	4	0		None	P,S,T,M,VP SC	N/A		
135411	Sichuan Fei Ying	06/26/2018	Active	39	12	4	8	25.81%	31	3	0			P,S,T,M,VP SC	N/A		\$2,000.00
122110	Sichuan Golf	05/08/2014	Active	25	3	4	-1	-3.85%	26	2	0			P,S,T,M,VP SC	N/A		
130495	Sichuan Gu Yan	03/24/2017	Active	29	4	7	-3	-9.38%	32	6	0			P,S,T,M,VP SC	N/A		\$1,000.00
133237	Sichuan Guang Ming Xing	11/30/2017	Active	34	11	2	9	36.00%	25	6	0		None	P,S,T,M,VP SC	N/A		\$1,000.00
128751	Sichuan Guocheng	08/31/2016	Active	33	1	4	-3	-8.33%	36	3	0		None	P,S,T,M,VP SC	N/A		\$1,000.00
133233	Sichuan Happy	11/28/2017	Active	31	10	0	10	47.62%	21		2			P,S,T,M,VP SC	N/A		
122088	Sichuan Happy Sunshine	05/06/2014	Active	46	7	6	1	2.22%	45	4	0			P,S,T,M,VP SC	24+	90+ Days	\$1,000.00
	Exc Award (06/30/2016, 06/30/2019)																
122068	Sichuan Hongzhou Shiai	05/02/2014	Active	26	4	4	0	0.00%	26	5	0		None	P,S,T,M,VP SC	N/A		
129136	Sichuan Ivy	10/28/2016	Active	41	17	9	8	24.24%	33	9	0			P,S,T,M,VP SC	N/A		\$1,000.00
122089	Sichuan Jia Zhou	05/06/2014	Active	45	6	5	1	2.27%	44	2	0		None	P,S,T,M,VP SC	N/A		
122070	Sichuan Jiaozi	05/21/2014	Active	41	26	4	22	115.79%	19	1	0		None	P,S,T,M,VP SC	N/A		
125051	Sichuan Jin Shi	06/05/2015	Active	39	7	15	-8	-17.02%	47	4	0		None	P,S,T,M,VP SC	N/A		\$2,000.00
133234	Sichuan Jing Cheng	11/28/2017	Active	29	2	1	1	3.57%	28	8	0		None	P,S,T,M,VP SC	N/A		
133737	Sichuan Jiu Du Shi Ai	01/29/2018	Active	57	13	3	10	21.28%	47	1	0		None	P,S,T,M,VP SC	N/A		\$3,000.00
130778	Sichuan Juan Cheng	04/24/2017	Active	28	6	5	1	3.70%	27	2	0			P,S,T,M,VP SC	N/A		
129968	Sichuan Le Huo	01/30/2017	Active	22	2	5	-3	-12.00%	25	3	0			P,S,T,M,VP SC	N/A		
133761	Sichuan Le Shan	01/31/2018	Active	22	4	5	-1	-4.35%	23	4	0		None	P,S,T,M,VP SC	N/A		
133243	Sichuan Li Hong	11/28/2017	Active	31	0	7	-7	-18.42%	38	4	0			P,S,T,M,VP SC	N/A	90+ Days	
124654	Sichuan Mian Zhou	04/28/2015	Active	28	3	10	-7	-20.00%	35	4	0		None	P,S,T,M,VP SC	N/A		\$1,000.00



Club Health Assessment for District 390 through June 2025

			Status	Membership							Reports					Finance	LCIF
Club Number	Club Name	Charter Date		Current Member Count	YTD Members Added	YTD Members Dropped	YTD Net Growth	YTD Net Growth%	Member Count 12 Months Ago	Avg. length of service for dropped members	Months Since Last MMR ***	Yrs. Since Last Officer Report	President Rotation	Vice President Reported ****	Months Since Last Activity Report ***	Account Balance	Donations for current Fiscal Year
			Number of times on status quo within last two years	If below 15 members appears	If net loss is greater than 20% appears					If no report in 3 months appears in		When more than one year appears in	Number of repeat terms	Notes the officers that do not have an active	If no report at 12 months appears in red		
122241	Sichuan Mianyang Self-Improvement	05/16/2014	Active	48	5	10	-5	-9.43%	53	5	0		None	P,S,T,M,VP SC	N/A		\$2,000.00
122252	Sichuan Panda	05/19/2014	Active	36	2	0	2	5.88%	34		2			P,S,T,M,VP SC	N/A		\$2,200.00
Exc Award (06/30/2019)																	
124650	Sichuan Red Leaves	06/26/2015	Active	27	9	0	9	50.00%	18		4		None	P,S,T,M,VP SC	N/A	90+ Days	\$1,000.00
122253	Sichuan Rong Cheng	05/19/2014	Active	39	18	5	13	50.00%	26	2	0			P,S,T,M,VP SC	N/A		\$1,000.00
124653	Sichuan Rongzhou Aixin	04/27/2015	Active	72	16	9	7	10.77%	65	3	0		None	P,S,T,M,VP SC	N/A		\$15,000.00
124767	Sichuan Runshan	04/30/2015	Active	28	6	6	0	0.00%	28	5	0			P,S,T,M,VP SC	N/A		
Exc Award (06/30/2024)																	
122102	Sichuan Runze	05/07/2014	Active	53	13	6	7	15.22%	46	7	0			P,S,T,M,VP SC	N/A		\$5,000.00
133747	Sichuan San Jiang	01/29/2018	Active	23	3	7	-4	-14.81%	27	3	0			P,S,T,M,VP SC	N/A		
124765	Sichuan Shan Cheng	05/08/2015	Active	41	7	13	-6	-12.77%	47	7	0			P,S,T,M,VP SC	N/A	90+ Days	
Exc Award (06/30/2024)																	
122242	Sichuan Shan Shui	05/16/2014	Active	36	9	3	6	20.00%	30	2	0			P,S,T,M,VP SC	N/A		\$1,000.00
132109	Sichuan Shang Shan	06/30/2017	Active	35	6	3	3	9.38%	32	5	0			P,S,T,M,VP SC	N/A		
136070	Sichuan Shao Cheng	07/23/2018	Active	25	2	21	-19	-43.18%	44	1	0			P,S,T,M,VP SC	N/A		\$1,000.00
Exc Award (06/30/2024)																	
132123	Sichuan Shi Ai Chen Guang	06/30/2017	Active	31	3	0	3	10.71%	28		2			P,S,T,M,VP SC	N/A	90+ Days	
129691	Sichuan Shi Ai Shou Xiang	01/12/2017	Active	35	12	10	2	6.06%	33	5	0		None	P,S,T,M,VP SC	N/A		\$2,000.00
132975	Sichuan Shi Yuan Tian Xia	10/30/2017	Active	15	4	4	0	0.00%	15	2	0			P,S,T,M,VP SC	N/A		
122254	Sichuan Shiai Sunshine	05/19/2014	Active	55	10	4	6	12.24%	49	5	0			P,S,T,M,VP SC	N/A		\$1,000.00
Exc Award (06/30/2019)																	
123912	Sichuan Shiai Tianxia	01/05/2015	Active	29	2	3	-1	-3.33%	30	9	0			P,S,T,M,VP SC	N/A		
Exc Award (06/30/2022)																	
122248	Sichuan Shiai Xiangyang	05/16/2014	Active	25	5	3	2	8.70%	23	6	0			P,S,T,M,VP SC	N/A		
Exc Award (06/30/2016)																	
124419	Sichuan Shiai Xingguang	04/08/2015	Active	16	5	7	-2	-11.11%	18	3	0			P,S,T,M,VP SC	N/A		
122244	Sichuan Shiai Zhi Guang	05/16/2014	Active	36	3	7	-4	-10.00%	40	6	0		None	P,S,T,M,VP SC	N/A		\$3,000.00




Club Health Assessment for District 390 through June 2025

			Status		Membership							Reports					Finance		LCIF	
Club Number	Club Name	Charter Date			Current Member Count	YTD Members Added	YTD Members Dropped	YTD Net Growth	YTD Net Growth%	Member Count 12 Months Ago	Avg. length of service for dropped members	Months Since Last MMR ***	Yrs. Since Last Officer Report	President Rotation	Vice President Reported ****	Months Since Last Activity Report ***	Account Balance	Donations for current Fiscal Year		
			Number of times on status quo within last two years		If below 15 members appears				If net loss is greater than 20% appears			If no report in 3 months appears in	When more than one year appears in	Number of repeat terms		Notes the officers that do not have an active	If no report at 12 months appears in red			
Exc Award (06/30/2016)																				
129135	Sichuan ShiXing Tian Xia	10/21/2016	Active		25	3	4	-1	-3.85%	26	3	0				P,S,T,M,VP SC	N/A			
129949	Sichuan Si Shu	05/26/2017	Active		30	5	6	-1	-3.23%	31	5	0		None		P,S,T,M,VP SC	N/A		\$1,000.00	
122091	Sichuan Sino	05/06/2014	Active		41	3	3	0	0.00%	41	6	0				P,S,T,M,VP SC	N/A		\$2,000.00	
Exc Award (06/30/2022, 06/30/2024)																				
122071	Sichuan Smile	05/02/2014	Active		39	6	5	1	2.63%	38	6	0		None		P,S,T,M,VP SC	N/A			
121788	Sichuan Sunshine	04/04/2014	Active		93	14	18	-4	-4.12%	97	3	0				P,S,T,M,VP SC	N/A		\$1,000.00	
122111	Sichuan Tian Fu	05/30/2014	Active		34	7	7	0	0.00%	34	5	0				P,S,T,M,VP SC	N/A			
Exc Award (06/30/2019, 06/30/2024)																				
132121	Sichuan Tong Chuang	06/30/2017	Active		29	4	5	-1	-3.33%	30	3	0				P,S,T,M,VP SC	N/A		\$3,000.00	
Exc Award (06/30/2024)																				
123913	Sichuan Tonghe	01/05/2015	Active		26	8	15	-7	-21.21%	33	6	0				P,S,T,M,VP SC	N/A		\$2,000.00	
Exc Award (06/30/2024)																				
124198	Sichuan Tongxin Tongde	03/04/2015	Active		40	12	7	5	14.29%	35	2	0				P,S,T,M,VP SC	24+		\$1,000.00	
133236	Sichuan Xin Dong Li	11/30/2017	Active		24	3	6	-3	-11.11%	27	6	0		None		P,S,T,M,VP SC	N/A		\$1,000.00	
125727	Sichuan Xin Huo	08/28/2015	Active		55	15	24	-9	-14.06%	64	3	0		None		P,S,T,M,VP SC	N/A	90+ Days	\$3,000.00	
Exc Award (06/30/2019)																				
129690	Sichuan Xin Qi Dian	12/29/2016	Active		37	9	7	2	5.71%	35	4	0		None		P,S,T,M,VP SC	N/A		\$1,000.00	
124199	Sichuan Xingkong	03/05/2015	Active		33	9	3	6	22.22%	27	3	0		None		P,S,T,M,VP SC	N/A			
125119	Sichuan Yu Shi	06/12/2015	Active		27	7	10	-3	-10.00%	30	4	0		None		P,S,T,M,VP SC	N/A		\$1,000.00	
Current Total Clubs Count	YTD New Clubs	YTD Cancelled Clubs	YTD Net Club Gain	Current Total Members Count	YTD Add	YTD Drop	YTD Net Growth	YTD Net Growth %	Member Count 12 Months Ago	Average Member Count Per Club	% of Clubs with less than 20 members	% No MMR in 3 Months	% No Officer Report in 12 Months	% of Clubs with balance 90+ days	Number of Clubs in Status Quo	% Status Quo Clubs in Financial Suspension	Number of Cancelled Clubs	Average Cancelled Club Age	Members Lost Due to Cancellation	% of Clubs Cancelled for Non-Financial Reasons
78	15	0	15	2,541	857	460	397	18.52%	2,144	33	4%	1%	0%	9%	0	0%	0	0	0	0%



Club Health Assessment for District 390 through June 2025

			Status	Membership							Reports					Finance	LCIF
Club Number	Club Name	Charter Date		Current Member Count	YTD Members Added	YTD Members Dropped	YTD Net Growth	YTD Net Growth%	Member Count 12 Months Ago	Avg. length of service for dropped members	Months Since Last MMR ***	Yrs. Since Last Officer Report	President Rotation	Vice President Reported ****	Months Since Last Activity Report ***	Account Balance	Donations for current Fiscal Year
			Number of times on status quo within last two years	If below 15 members appears				If net loss is greater than 20% appears			If no report in 3 months appears in	When more than one year appears in	Number of repeat terms	Notes the officers that do not have an active	If no report at 12 months appears in red		

* - P - Priority Club. Cancellation Reasons: 1-Objectives/conduct, 2-Non-active club, 5-Non-existing club, 6-Disbanding, 7-Merger, 8-Financial Suspension, 9-District/Multiple District Dues.
** - Abbreviation: P-President, S-Secretary, T-Treasurer, M-Member Chairperson, VP-First Vice President, MC-Communications Chairperson, SC-Service Chairperson
*** - Abbreviation: N/R - Never reported using the Lions Clubs website, N/A - Not applicable, No password registered for the Lions Clubs website.
**** - Abbreviation: N - New, IP - Immediate Past, R - Repeat.



Club Health Assessment for District 391 through June 2025

			Status	Membership							Reports					Finance		LCIF
Club Number	Club Name	Charter Date		Current Member Count	YTD Members Added	YTD Members Dropped	YTD Net Growth	YTD Net Growth%	Member Count 12 Months Ago	Avg. length of service for dropped members	Months Since Last MMR ***	Yrs. Since Last Officer Report	President Rotation	Vice President Reported ****	Months Since Last Activity Report ***	Account Balance	Donations for current Fiscal Year	
			Number of times on status quo within last two years	If below 15 members appears			If net loss is greater than 20% appears					If no report in 3 months appears in	When more than one year appears in	Number of repeat terms	Notes the officers that do not have appears in an active	If no report at 12 months red		
Clubs less than two years old																		
177959	Hainan Ao Zhan	09/12/2024	Active	2	25	23	2	100.00%	0	2	0			P,S,T,M,VP SC	N/A	90+ Days		
157975	Hainan Boxueshiai	05/21/2024	Active	18	12	20	-8	-30.77%	26	1	0		2	P,S,T,M,VP SC	N/A			
181716	Hainan HaiNing	04/23/2025	Newly Chartered	23	27	4	23	100.00%	0	1	0			P,S,T,M,VP SC	N/A			
179341	Hainan Runze	11/22/2024	Active	25	29	4	25	100.00%	0	0	0			P,S,T,M,VP SC	N/A			
181715	Hainan YongXing	04/25/2025	Newly Chartered	22	30	8	22	100.00%	0	0	0			P,S,T,M,VP SC	N/A			
181223	Hainan You Meng	03/19/2025	Active	20	27	7	20	100.00%	0	1	0			P,S,T,M,VP SC	N/A			
Clubs more than two years old																		
127635	Hainan Ci Ai	06/20/2016	Active	0	1	1	0	0.00%	0	9	0	3	None	P,S,T,M,VP SC	N/A	90+ Days		
126193	Hainan Ci Fu	11/12/2015	Active	2	0	16	-16	-88.89%	18	3	0		None	P,S,T,M,VP SC	N/A			
Exc Award (06/30/2016)																		
127013	Hainan Da Ai	03/08/2016	Active	20	4	9	-5	-20.00%	25	3	0			P,S,T,M,VP SC	N/A			
136186	Hainan De Ai	08/07/2018	Active	23	8	4	4	21.05%	19	1	0			P,S,T,M,VP SC	N/A			
127622	Hainan Fu Ai Shou La Shou	06/10/2016	Active	3	3	8	-5	-62.50%	8	4	0	1	None	P,S,T,M,VP SC	N/A			
129138	Hainan Gan En	10/13/2016	Active	6	15	12	3	100.00%	3	7	0			P,S,T,M,VP SC	N/A			
126194	Hainan Guangming	11/12/2015	Active	1	0	4	-4	-80.00%	5	1	6	2	None	P,S,T,M,VP SC	N/A			
126185	Hainan Hai De	11/12/2015	Active	2	4	2	2	100.00%	0	0	0	3	None	P,S,T,M,VP SC	N/A			
126202	Hainan He Ping	11/13/2015	Active	23	6	5	1	4.55%	22	1	0			P,S,T,M,VP SC	N/A			
126188	Hainan Hou De	11/13/2015	Active	14	6	9	-3	-17.65%	17	7	0			P,S,T,M,VP SC	N/A			
127615	Hainan Jiu Sheng	05/31/2016	Active	20	10	12	-2	-9.09%	22	4	0			P,S,T,M,VP SC	N/A			
126189	Hainan Lao Qu	11/12/2015	Active	26	8	22	-14	-35.00%	40	1	0			P,S,T,M,VP SC	N/A			
132907	Hainan Lede	10/17/2017	Active	18	12	7	5	38.46%	13	7	0			P,S,T,M,VP SC	N/A			
127636	Hainan Li Xing Tian Xia	05/19/2016	Active	16	13	8	5	45.45%	11	3	0			P,S,T,M,VP SC	N/A			
126203	Hainan Meihao	11/13/2015	Active	1	3	10	-7	-87.50%	8	3	0	1	None	P,S,T,M,VP SC	N/A			



Club Health Assessment for District 391 through June 2025

			Status								Membership								Reports				Finance		LCIF																																																																																																																																																																																																																																																																																																																																																																																																																																																																																																																																																																																																																																																																																																																																																																																																																																																																																																																																																																																																																																																																																																																																																																																																																																																																																																																																																																																																																																																																											
Club Number	Club Name	Charter Date																																																																																																																																																																																																																																																																																																																																																																																																																																																																																																																																																																																																																																																																																																																																																																																																																																																																																																																																																																																																																																																																																																																																																																																																																																																																																																																																																																																																																																																																																																		



Club Health Assessment for District 391 through June 2025

			Status	Membership							Reports					Finance	LCIF
Club Number	Club Name	Charter Date		Current Member Count	YTD Members Added	YTD Members Dropped	YTD Net Growth	YTD Net Growth%	Member Count 12 Months Ago	Avg. length of service for dropped members	Months Since Last MMR ***	Yrs. Since Last Officer Report	President Rotation	Vice President Reported ****	Months Since Last Activity Report ***	Account Balance	Donations for current Fiscal Year
			Number of times on status quo within last two years	If below 15 members appears				If net loss is greater than 20% appears			If no report in 3 months appears in	When more than one year appears in	Number of repeat terms	Notes the officers that do not have an active	If no report at 12 months appears in red		

* - P - Priority Club. Cancellation Reasons: 1-Objectives/conduct, 2-Non-active club, 5-Non-existing club, 6-Disbanding, 7-Merger, 8-Financial Suspension, 9-District/Multiple District Dues.
** - Abbreviation: P-President, S-Secretary, T-Treasurer, M-Member Chairperson, VP-First Vice President, MC-Communications Chairperson, SC-Service Chairperson
*** - Abbreviation: N/R - Never reported using the Lions Clubs website, N/A - Not applicable, No password registered for the Lions Clubs website.
**** - Abbreviation: N - New, IP - Immediate Past, R - Repeat.



Club Health Assessment for District 392 through June 2025

			Status	Membership							Reports					Finance		LCIF
Club Number	Club Name	Charter Date		Current Member Count	YTD Members Added	YTD Members Dropped	YTD Net Growth	YTD Net Growth%	Member Count 12 Months Ago	Avg. length of service for dropped members	Months Since Last MMR ***	Yrs. Since Last Officer Report	President Rotation	Vice President Reported ****	Months Since Last Activity Report ***	Account Balance	Donations for current Fiscal Year	
			Number of times on status quo within last two years	If below 15 members appears			If net loss is greater than 20% appears				If no report in 3 months appears in	When more than one year appears in	Number of repeat terms	Notes the officers that do not have an active	If no report at 12 months appears in red			
Clubs less than two years old																		
157992	Yunnan Cha Shi	06/22/2024	Active	16	4	14	-10	-38.46%	28	1	0		None	P,S,T,M,VP SC	N/A			
157993	Yunnan Cha Wang	06/22/2024	Active	24	5	4	1	4.35%	26	1	0		None	P,S,T,M,VP SC	N/A			
172095	Yunnan Mengzhidui	06/22/2024	Active	33	9	2	7	26.92%	19	1	0		None	P,S,T,M,VP SC	N/A			
181243	Yunnan Mi Jin	03/18/2025	Active	24	24	0	24	100.00%	0		1			P,S,T,M,VP SC	N/A			
181187	Yunnan Ming Shan	03/19/2025	Active	26	26	0	26	100.00%	0		2			P,S,T,M,VP SC	N/A			
171579	Yunnan Pu Yi	06/28/2024	Active	20	9	11	-2	-9.09%	29	2	0		None	P,S,T,M,VP SC	N/A	90+ Days		
171862	Yunnan San Duo Xue Shan	06/21/2024	Active	25	6	6	0	0.00%	19	1	0		None	P,S,T,M,VP SC	N/A			
171735	Yunnan Shengxian	06/21/2024	Active	24	6	8	-2	-7.69%	39	3	0		None	P,S,T,M,VP SC	N/A	90+ Days		
179599	Yunnan Wanbao	04/28/2025	Newly Chartered	21	23	2	21	100.00%	0	0	0			P,S,T,M,VP SC	N/A			
171955	Yunnan Yongchang	06/21/2024	Active	8	2	19	-17	-68.00%	34	1	0		None	P,S,T,M,VP SC	N/A	90+ Days		
157996	Yunnan You Shan	06/21/2024	Active	28	8	8	0	0.00%	18	2	0		None	P,S,T,M,VP SC	N/A			
181268	Yunnan Yuan Yu Ai	03/19/2025	Active	48	48	0	48	100.00%	0		1			P,S,T,M,VP SC	N/A			
157997	Yunnan Yun Hai	06/21/2024	Active	24	9	11	-2	-7.69%	12	2	0		None	P,S,T,M,VP SC	N/A			
171951	Yunnan Zhi Shan	06/21/2024	Active	26	9	5	4	18.18%	21	1	0		None	P,S,T,M,VP SC	N/A			
Clubs more than two years old																		
126344	Yunnan Cai Shi	12/08/2015	Active	33	6	10	-4	-10.81%	37	3	0	6	None	P,S,T,M,VP SC	N/A			
126427	Yunnan Cai Yun	12/18/2015	Active	34	13	7	6	21.43%	28	6	0	9	None	P,S,T,M,VP SC	N/A			
129181	Yunnan Ci Ai	10/24/2016	Active	38	16	20	-4	-9.52%	42	3	0	8	None	P,S,T,M,VP SC	N/A			
135042	Yunnan Ci Wang	06/05/2018	Active	24	4	7	-3	-11.11%	27	3	0	6	None	P,S,T,M,VP SC	N/A			
129781	Yunnan Dao He	01/11/2017	Active	41	11	4	7	20.59%	34	2	0	7	None	P,S,T,M,VP SC	N/A		\$1,000.00	
126345	Yunnan Dian Shi	12/16/2015	Active	26	7	6	1	4.00%	25	2	0	7	None	P,S,T,M,VP SC	N/A		\$1,000.00	
132101	Yunnan Gan Lan Shu	06/30/2017	Active	37	19	8	11	42.31%	26	3	0	7	None	P,S,T,M,VP SC	N/A			
126343	Yunnan Gaoyuanhong	12/09/2015	Active	28	25	10	15	115.38%	13	4	0	7	None	P,S,T,M,VP SC	N/A			



Club Health Assessment for District 392 through June 2025

			Status	Membership							Reports					Finance		LCIF
Club Number	Club Name	Charter Date		Current Member Count	YTD Members Added	YTD Members Dropped	YTD Net Growth	YTD Net Growth%	Member Count 12 Months Ago	Avg. length of service for dropped members	Months Since Last MMR ***	Yrs. Since Last Officer Report	President Rotation	Vice President Reported ****	Months Since Last Activity Report ***	Account Balance	Donations for current Fiscal Year	
			Number of times on status quo within last two years	If below 15 members appears				If net loss is greater than 20% appears			If no report in 3 months appears in	When more than one year appears in	Number of repeat terms	Notes the officers that do not have an active	If no report at 12 months appears in red			
127676	Yunnan Guang Ming	05/31/2016	Active	0	0	17	-17	-100.00%	17	6	4	8	None	P,S,T,M,VP SC	N/A			
128597	Yunnan He Xie	08/18/2016	Active	70	19	6	13	22.81%	57	2	0	8	None	P,S,T,M,VP SC	N/A			
	Exc Award (06/30/2018)																	
135041	Yunnan Hong Shi	06/06/2018	Active	18	4	5	-1	-5.26%	19	5	0	6	None	P,S,T,M,VP SC	N/A			
129785	Yunnan Hong Zui Ou	01/10/2017	Active	30	3	8	-5	-14.29%	35	2	0	6	None	P,S,T,M,VP SC	N/A			
129539	Yunnan Jing Tai	12/09/2016	Active	21	6	7	-1	-4.55%	22	3	0	8	None	P,S,T,M,VP SC	N/A			
129542	Yunnan Kuai Le	11/30/2016	Active	94	44	7	37	64.91%	57	1	0	8	None	P,S,T,M,VP SC	N/A		\$1,000.00	
133018	Yunnan Long Zhi Dui	11/03/2017	Active	34	8	14	-6	-15.00%	40	2	0	7	None	P,S,T,M,VP SC	N/A			
126447	Yunnan Mei Shi	12/28/2015	Active	29	11	14	-3	-9.38%	32	4	0	9	None	P,S,T,M,VP SC	N/A			
129541	Yunnan Ming De	11/30/2016	Active	49	8	8	0	0.00%	49	2	0	6	None	P,S,T,M,VP SC	N/A			
128615	Yunnan Ping Fan	08/15/2016	Active	61	26	10	16	35.56%	45	6	0	8	None	P,S,T,M,VP SC	N/A			
124098	Yunnan Qi Cai	01/30/2015	Active	53	9	6	3	6.00%	50	3	0	6	None	P,S,T,M,VP SC	N/A			
126480	Yunnan Qi Hang	01/04/2016	Active	35	7	7	0	0.00%	35	2	0	8	None	P,S,T,M,VP SC	N/A			
129233	Yunnan Sheng Huo	11/10/2016	Active	2	0	0	0	0.00%	2		12	8	None	P,S,T,M,VP SC	N/A			
126418	Yunnan Shuai Shi	12/29/2015	Active	35	8	0	8	29.63%	27		0	5	None	P,S,T,M,VP SC	N/A			
133020	Yunnan Tai Yang	11/07/2017	Active	26	6	9	-3	-10.34%	29	5	0	7	None	P,S,T,M,VP SC	N/A			
133019	Yunnan Xing Fu	11/07/2017	Active	17	4	9	-5	-22.73%	22	4	0	7	None	P,S,T,M,VP SC	N/A			
130838	Yunnan Xing Guang	05/02/2017	Active	34	13	7	6	21.43%	28	3	0	7	None	P,S,T,M,VP SC	N/A			
126137	Yunnan Xiong Shi	12/04/2015	Active	23	7	8	-1	-4.17%	24	5	0	7	None	P,S,T,M,VP SC	N/A			
135036	Yunnan Yong Shi	06/05/2018	Active	23	12	10	2	9.52%	21	3	0	6	None	P,S,T,M,VP SC	N/A			
134211	Yunnan Yu Lin	03/30/2018	Active	29	6	7	-1	-3.33%	30	4	0	6	None	P,S,T,M,VP SC	N/A			
129696	Yunnan Yun Cha	12/29/2016	Active	26	6	11	-5	-16.13%	31	2	0	8	None	P,S,T,M,VP SC	N/A			
126139	Yunnan Yun Ling	11/06/2015	Active	6	1	10	-9	-60.00%	15	7	0	7	None	P,S,T,M,VP SC	N/A			
126151	Yunnan Yun Tian	12/08/2015	Active	38	8	7	1	2.70%	37	3	0	8	None	P,S,T,M,VP SC	N/A			
126143	Yunnan Yun Zhi Nan	11/06/2015	Active	70	19	5	14	25.00%	56	2	0	2	None	P,S,T,M,VP SC	N/A			



Club Health Assessment for District 392 through June 2025

			Status							Membership					Reports				Finance		LCIF
Club Number	Club Name	Charter Date		Current Member Count	YTD Members Added	YTD Members Dropped	YTD Net Growth	YTD Net Growth%	Member Count 12 Months Ago	Avg. length of service for dropped members	Months Since Last MMR ***	Yrs. Since Last Officer Report	President Rotation	Vice President Reported ****	Months Since Last Activity Report ***	Account Balance	Donations for current Fiscal Year				
			Number of times on status quo within last two years	If below 15 members appears				If net loss is greater than 20% appears			If no report in 3 months appears in	When more than one year appears in	Number of repeat terms	Notes the officers that do not have an active	If no report at 12 months appears in red						
Exc Award (06/30/2018)																					
Current Total Clubs Count	YTD New Clubs Count	YTD Cancelled Clubs Count	YTD Net Club Gain	Current Total Members Count	YTD Add	YTD Drop	YTD Net Growth	YTD Net Growth %	Member Count 12 Months Ago	Average Member Count Per Club	% of Clubs with less than 20 members	% No MMR in 3 Months	% No Officer Report in 12 Months	% of Clubs with balance 90+ days	Number of Clubs in Status Quo	% Status Quo Clubs in Financial Suspension	Number of Cancelled Clubs	Average Cancelled Club Age	Members Lost Due to Cancellation	% of Clubs Cancelled for Non-Financial Reasons	
46	4	0	4	1,431	524	354	170	13.48%	1,257	31	15%	4%	70%	7%	0	0%	0	0	0	0%	

* - P - Priority Club. Cancellation Reasons: 1-Objectives/conduct, 2-Non-active club, 5-Non-existing club, 6-Disbanding, 7-Merger, 8-Financial Suspension, 9-District/Multiple District Dues.

** - Abbreviation: P-President, S-Secretary, T-Treasurer, M-Member Chairperson, VP-First Vice President, MC-Communications Chairperson, SC-Service Chairperson

*** - Abbreviation: N/R - Never reported using the Lions Clubs website, N/A - Not applicable, No password registered for the Lions Clubs website.

**** - Abbreviation: N - New, IP - Immediate Past, R - Repeat.



Club Health Assessment for District 303 through June 2025

			Status	Membership							Reports					Finance		LCIF
Club Number	Club Name	Charter Date		Current Member Count	YTD Members Added	YTD Members Dropped	YTD Net Growth	YTD Net Growth%	Member Count 12 Months Ago	Avg. length of service for dropped members	Months Since Last MMR ***	Yrs. Since Last Officer Report	President Rotation	Vice President Reported ****	Months Since Last Activity Report ***	Account Balance	Donations for current Fiscal Year	
			Number of times on status quo within last two years	If below 15 members appears				If net loss is greater than 20% appears			If no report in 3 months appears in	When more than one year appears in	Number of repeat terms	Notes the officers that do not have an active	If no report at 12 months appears in red			
Clubs less than two years old																		
157314	Hong Kong Cambodia	03/29/2024	Cancelled(8*)	0	0	25	-25	-100.00%	25	1	0		None	P,S,T,M,VP SC	N/A	90+ Days		
181267	Hong Kong Cosmopolitan	03/13/2025	Active	20	24	4	20	100.00%	0	0	0			P,S,T,M,VP SC	0			
179421	Hong Kong Distance Runners	11/04/2024	Active	15	21	6	15	100.00%	0	1	0			P,S,T,M,VP SC	7			
157315	Hong Kong Dragon Hill	03/07/2024	Active	21	7	4	3	16.67%	18	1	0		3	P,S,T,M,VP SC	3		\$500.00	
171532	Hong Kong Glenealy	05/29/2024	Active(1)	26	6	0	6	30.00%	20		1		2	P,S,T,M,VP SC	4			
171954	Hong Kong Jade	06/05/2024	Active	10	0	10	-10	-50.00%	20	3	0		3	P,S,T,M,VP SC	N/R			
156451	Hong Kong Kadoorie Hill	10/20/2023	Active	10	0	5	-5	-33.33%	15	2	0		2	P,S,T,M,VP SC	N/R			
Exc Award (06/30/2024)																		
179446	Hong Kong Kings Park	11/04/2024	Active	52	57	5	52	100.00%	0	0	0			P,S,T,M,VP SC	N/R		\$1,001.00	
181255	Hong Kong Ma On Shan	05/27/2025	Newly Chartered	20	20	0	20	100.00%	0		0			P,S,T,M,VP SC	N/R			
178312	Hong Kong Mount Gough	10/21/2024	Active	14	22	8	14	100.00%	0	0	0			P,S,T,M,VP SC	6		\$500.00	
182659	Hong Kong Oriental Auspicious Dragon	06/19/2025	Newly Chartered	28	28	0	28	100.00%	0		0			P,S,T,M,VP SC	N/R			
177304	Hong Kong Rosmead	10/08/2024	Active	14	26	12	14	100.00%	0	0	0			P,S,T,M,VP SC	N/R		\$1,285.00	
157999	Hong Kong Soho	05/31/2024	Active(1)	14	0	6	-6	-30.00%	20	1	0		2	P,S,T,M,VP SC	N/R			
157523	Hong Kong Top Talents	05/31/2024	Active	8	5	24	-19	-70.37%	26	0	0		2	P,S,T,M,VP SC	N/R			
182815	Hong Kong Traditional Chinese Medicine	06/20/2025	Newly Chartered	25	25	0	25	100.00%	0		0			P,S,T,M,VP SC	N/R			
156640	Hong Kong Wong Tai Sin	12/07/2023	Active	4	4	22	-18	-81.82%	22	1	0			P,S,T,M,VP SC	N/R			
171953	Hong Kong Youths	06/07/2024	Active	20	4	4	0	0.00%	20	1	0		2	P,S,T,M,VP SC	1		\$2,000.00	
156095	Kowloon Peak	10/18/2023	Active	16	3	7	-4	-20.00%	20	1	0			P,S,T,M,VP SC	0			
157124	Macao Guia	02/13/2024	Active	21	6	9	-3	-12.50%	24	1	0		2	P,S,T,M,VP SC	5			
Clubs more than two years old																		
48247	BAUHINIA	03/09/1988	Active	10	0	0	0	0.00%	10		12		None	P,S,T,M,VP SC	24+			
Exc Award (06/30/2018)																		



Club Health Assessment for District 303 through June 2025

			Status	Membership							Reports					Finance		LCIF
Club Number	Club Name	Charter Date		Current Member Count	YTD Members Added	YTD Members Dropped	YTD Net Growth	YTD Net Growth%	Member Count 12 Months Ago	Avg. length of service for dropped members	Months Since Last MMR ***	Yrs. Since Last Officer Report	President Rotation	Vice President Reported ****	Months Since Last Activity Report ***	Account Balance	Donations for current Fiscal Year	
			Number of times on status quo within last two years	If below 15 members appears					If net loss is greater than 20% appears			If no report in 3 months appears in	When more than one year appears in	Number of repeat terms	Notes the officers that do not have appears in an active	If no report at 12 months red		
25534	BAYVIEW	05/31/1963	Active	17	4	6	-2	-10.53%	19	4	0			P,S,T,M,VP SC	4			
38502	BRAEMAR HILL L C	05/19/1980	Active(1)	18	1	1	0	0.00%	18	8	0			P,S,T,M,VP SC	1		\$2,000.00	
Exc Award (06/30/2018)																		
25535	CASTLE PEAK	01/06/1964	Active(1)	19	2	3	-1	-5.00%	20	17	0		None	P,S,T,M,VP SC	15		\$1,000.00	
84305	CAUSEWAY BAY	10/12/2004	Active	16	5	4	1	6.67%	15	0	8			P,S,T,M,VP SC	2		\$1,100.00	
Exc Award (06/30/2018, 06/30/2022, 06/30/2024)																		
63560	CENTER POINT H K S A R	09/18/2000	Active	40	9	12	-3	-6.98%	43	6	0			P,S,T,M,VP SC	1		\$3,643.00	
Exc Award (06/30/2018, 06/30/2024)																		
31596	CITY	01/23/1976	Active	22	0	0	0	0.00%	22		6			P,S,T,M,VP SC	24+			
25536	HAPPY VALLEY	03/22/1967	Active	26	4	2	2	8.33%	24	16	-1			P,S,T,M,VP SC	1		\$8,000.00	
Exc Award (06/30/2017)																		
85922	HO MAN TIN	03/18/2005	Active	21	3	2	1	5.00%	20	8	0		None	P,S,T,M,VP SC	24+			
152729	Hong Kong Aberdeen	11/03/2022	Active(2)	7	1	8	-7	-50.00%	14	3	0			P,S,T,M,VP SC	N/R			
150628	Hong Kong Alba	04/28/2022	Active	13	5	7	-2	-13.33%	15	2	0		2	P,S,T,M,VP SC	1		\$2,000.00	
77901	HONG KONG ASIA	01/01/2004	Active(1)	15	2	2	0	0.00%	15	8	0			P,S,T,M,VP SC	4			
139144	Hong Kong Belt and Road	06/30/2019	Active(1)	5	3	11	-8	-61.54%	13	3	0		None	P,S,T,M,VP SC	0		\$1,000.00	
128003	Hong Kong Centennial Passion	06/30/2016	Active(1)	15	0	5	-5	-25.00%	20	4	0			P,S,T,M,VP SC	24+			
53497	HONG KONG CENTRAL	07/01/1992	Active	22	2	3	-1	-4.35%	23	3	1			P,S,T,M,VP SC	1		\$2,285.00	
Exc Award (06/30/2019, 06/30/2022, 06/30/2024)																		
51050	HONG KONG CENTURION	11/05/1990	Active(1)	11	0	2	-2	-15.38%	13	11	0		3	P,S,T,M,VP SC	20			
Exc Award (06/30/2016)																		
152717	Hong Kong Chek Lap Kok	10/07/2022	Active(2)	8	0	1	-1	-11.11%	9	6	0			P,S,T,M,VP SC	0		\$1,000.00	
125826	Hong Kong Chinese Traditional Culture	09/21/2015	Active	15	6	18	-12	-44.44%	27	4	0			P,S,T,M,VP SC	4		\$8,000.00	
Exc Award (06/30/2018, 06/30/2024)																		
86141	HONG KONG CITIZENS	04/08/2005	Active	27	4	4	0	0.00%	27	4	0			P,S,T,M,VP SC	8		\$5,000.00	
Exc Award (06/30/2017, 06/30/2018, 06/30/2024)																		
151819	Hong Kong Clear Water Bay	07/22/2022	Active	19	5	11	-6	-24.00%	25	2	0			P,S,T,M,VP SC	0		\$1,000.00	



Club Health Assessment for District 303 through June 2025

			Status	Membership							Reports					Finance		LCIF
Club Number	Club Name	Charter Date		Current Member Count	YTD Members Added	YTD Members Dropped	YTD Net Growth	YTD Net Growth%	Member Count 12 Months Ago	Avg. length of service for dropped members	Months Since Last MMR ***	Yrs. Since Last Officer Report	President Rotation	Vice President Reported ****	Months Since Last Activity Report ***	Account Balance	Donations for current Fiscal Year	
			Number of times on status quo within last two years	If below 15 members appears				If net loss is greater than 20% appears			If no report in 3 months appears in	When more than one year appears in	Number of repeat terms	Notes the officers that do not have an active	If no report at 12 months appears in red			
152825	Hong Kong Eagles Nest	10/12/2022	Active	17	6	5	1	6.25%	16	3	0			P,S,T,M,VP SC	4	90+ Days	\$50.00	
34327	HONG KONG EAST	07/18/1977	Active	34	1	4	-3	-8.11%	37	9	0			P,S,T,M,VP SC	0			
123890	Hong Kong Elements	01/01/2015	Active	7	5	8	-3	-30.00%	16	2	0			P,S,T,M,VP SC	4			
153401	Hong Kong Elite Sports	01/18/2023	Active(2)	6	9	13	-4	-40.00%	10	2	0		2	P,S,T,M,VP SC	N/R			
146179	Hong Kong Elites	06/10/2021	Active(1)	4	2	9	-7	-63.64%	11	5	0		2	P,S,T,M,VP SC	17			
132938	Hong Kong Everest	10/25/2017	Active(1)	6	8	8	0	0.00%	6	6	0			P,S,T,M,VP SC	24+			
124047	Hong Kong Fairview	02/08/2015	Active(1)	7	8	9	-1	-12.50%	8	12	4		2	P,S,T,M,VP SC	24+			
123007	Hong Kong Fortress Hill	08/25/2014	Active	16	2	0	2	14.29%	14		5			P,S,T,M,VP SC	2			
88453	HONG KONG GLOBAL	05/26/2005	Status Quo(2)	8	9	9	0	0.00%	8	12	5		2	P,S,T,M,VP SC	24+			
129987	Hong Kong Gold Coast	02/07/2017	Active(2)	11	0	2	-2	-15.38%	13	6	2			P,S,T,M,VP SC	24+			
134286	Hong Kong Greater Bay Area	04/06/2018	Active(2)	12	6	3	3	33.33%	9	2	0			P,S,T,M,VP SC	1		\$1,000.00	
	Exc Award (06/30/2023)																	
66933	HONG KONG HARBOUR VIEW	12/06/2002	Active(1)	23	3	6	-3	-11.54%	26	5	0			P,S,T,M,VP SC	2		\$2,285.00	
57272	HONG KONG HOLLYWOOD	08/03/1995	Active(2)	6	1	5	-4	-40.00%	10	9	0		2	P,S,T,M,VP SC	24+			
	Exc Award (06/30/2018, 06/30/2022)																	
25537	HONG KONG HOST	07/18/1955	Active	21	2	0	2	10.53%	19		0			P,S,T,M,VP SC	0	\$1,000.00		
	Exc Award (06/30/2018)																	
130614	Hong Kong IFC	04/17/2017	Active(2)	23	23	23	0	0.00%	23	6	5		3	P,S,T,M,VP SC	24+	\$129.00		
	Exc Award (06/30/2018)																	
38202	HONG KONG ISLAND	03/26/1980	Active	21	0	3	-3	-12.50%	24	14	0			P,S,T,M,VP SC	1	\$1,000.00		
147519	Hong Kong Jardines Lookout	07/13/2021	Active	16	3	15	-12	-42.86%	28	6	0			P,S,T,M,VP SC	24+	\$2,100.00		
	Exc Award (06/30/2022, 06/30/2024)																	
138033	Hong Kong Joy	04/24/2019	Active	27	6	4	2	8.00%	25	4	0			P,S,T,M,VP SC	0	\$1,000.00		
147520	Hong Kong Mai Po	07/13/2021	Active(1)	10	1	4	-3	-23.08%	13	3	0		None	P,S,T,M,VP SC	13			
54829	HONG KONG MAINLAND	08/16/1993	Active	11	1	1	0	0.00%	11	0	0		3	P,S,T,M,VP SC	5			
	Exc Award (06/30/2017, 06/30/2018)																	



Club Health Assessment for District 303 through June 2025

			Status	Membership							Reports					Finance		LCIF
Club Number	Club Name	Charter Date		Current Member Count	YTD Members Added	YTD Members Dropped	YTD Net Growth	YTD Net Growth%	Member Count 12 Months Ago	Avg. length of service for dropped members	Months Since Last MMR ***	Yrs. Since Last Officer Report	President Rotation	Vice President Reported ****	Months Since Last Activity Report ***	Account Balance	Donations for current Fiscal Year	
			Number of times on status quo within last two years	If below 15 members appears				If net loss is greater than 20% appears			If no report in 3 months appears in	When more than one year appears in	Number of repeat terms	Notes the officers that do not have appears in an active	If no report at 12 months red			
57615	HONG KONG METROPOLITAN	12/05/1995	Active(2)	40	3	2	1	2.56%	39	15	0			P,S,T,M,VP SC	3		\$100.00	
	Exc Award (06/30/2024)																	
62423	HONG KONG MILLENNIUM	10/18/1999	Active	18	0	1	-1	-5.26%	19	6	0			P,S,T,M,VP SC	0		\$9,000.00	
128442	Hong Kong Morrison Hill	07/29/2016	Active(2)	22	3	0	3	15.79%	19		1			P,S,T,M,VP SC	0		\$2,000.00	
	Exc Award (06/30/2020, 06/30/2021)																	
154428	Hong Kong Mt Kellett	06/14/2023	Active	10	1	10	-9	-47.37%	19	2	0		3	P,S,T,M,VP SC	N/R			
109169	HONG KONG NEW ERA	09/07/2010	Active(1)	29	2	1	1	3.57%	28	4	0			P,S,T,M,VP SC	1		\$2,257.00	
	Exc Award (06/30/2017, 06/30/2018)																	
147539	Hong Kong New Kai Tak	08/24/2021	Active	20	4	3	1	5.26%	19	1	0			P,S,T,M,VP SC	3		\$1,000.00	
	Exc Award (06/30/2024)																	
99510	HONG KONG NEW TERRITORIES EAST	06/28/2007	Active	30	6	1	5	20.00%	30	6	0			P,S,T,M,VP SC	1		\$1,000.00	
125576	Hong Kong New Territories West	08/27/2015	Active(2)	8	3	3	0	0.00%	8	5	0			P,S,T,M,VP SC	7			
41755	HONG KONG NORTH	07/06/1982	Active	26	2	2	0	0.00%	26	21	0			P,S,T,M,VP SC	1			
150045	Hong Kong Northern Metropolis	03/02/2022	Active(1)	6	2	4	-2	-25.00%	8	3	0			P,S,T,M,VP SC	N/R		\$2,000.00	
149780	Hong Kong Olympic	02/17/2022	Active(2)	10	3	5	-2	-16.67%	12	2	0			P,S,T,M,VP SC	8			
50094	HONG KONG PACIFIC	01/16/1990	Active	14	1	2	-1	-6.67%	15	36	0			P,S,T,M,VP SC	0		\$2,000.00	
	Exc Award (06/30/2017, 06/30/2018, 06/30/2020)																	
132227	Hong Kong Peace	07/12/2017	Active(2)	40	29	24	5	14.29%	35	5	0			P,S,T,M,VP SC	1		\$3,000.00	
	Exc Award (06/30/2018, 06/30/2019)																	
53091	HONG KONG PEARL ISLAND	05/13/1992	Active	14	2	2	0	0.00%	14	22	0			P,S,T,M,VP SC	0			
	Exc Award (06/30/2018)																	
68923	HONG KONG PEARL OF THE ORIENT	06/11/2003	Active(2)	12	0	4	-4	-25.00%	16	11	0			P,S,T,M,VP SC	24+			
25540	HONG KONG PENINSULA	10/17/1959	Active	28	4	3	1	3.70%	27	5	0		2	P,S,T,M,VP SC	24+		\$2,000.00	
48057	HONG KONG PHOENIX	01/15/1988	Active	11	0	4	-4	-26.67%	15	9	0		2	P,S,T,M,VP SC	14			
106311	HONG KONG PRINCE EDWARD	08/18/2009	Active	16	3	3	0	0.00%	16	8	0			P,S,T,M,VP SC	0		\$1,000.00	
147622	Hong Kong Prominent	07/16/2021	Active	9	0	2	-2	-18.18%	11	3	0		2	P,S,T,M,VP SC	2		\$3,000.00	



Club Health Assessment for District 303 through June 2025

			Status	Membership							Reports					Finance	LCIF
Club Number	Club Name	Charter Date		Current Member Count	YTD Members Added	YTD Members Dropped	YTD Net Growth	YTD Net Growth%	Member Count 12 Months Ago	Avg. length of service for dropped members	Months Since Last MMR ***	Yrs. Since Last Officer Report	President Rotation	Vice President Reported ****	Months Since Last Activity Report ***	Account Balance	Donations for current Fiscal Year
			Number of times on status quo within last two years	If below 15 members appears				If net loss is greater than 20% appears			If no report in 3 months appears in	When more than one year appears in	Number of repeat terms	Notes the officers that do not have appears in an active	If no report at 12 months red		
36342	HONG KONG QUEENSWAY	12/11/1978	Active	13	4	1	3	30.00%	10	0	0			P,S,T,M,VP SC	2		\$1,129.00
	Exc Award (06/30/2022)																
53122	HONG KONG RED HILL	05/18/1992	Active	14	2	2	0	0.00%	14	8	0			P,S,T,M,VP SC	1		\$1,000.00
	Exc Award (06/30/2017, 06/30/2018)																
154790	Hong Kong Rosewood	06/16/2023	Active(1)	15	1	11	-10	-40.00%	25	2	0			P,S,T,M,VP SC	6		
	Exc Award (06/30/2024)																
129276	Hong Kong Sai Kung	11/07/2016	Active	20	5	0	5	33.33%	15		3		4	P,S,T,M,VP SC	1		
147690	Hong Kong Science Park	08/11/2021	Active(1)	16	2	3	-1	-5.88%	17	2	0			P,S,T,M,VP SC	5		
	Exc Award (06/30/2022, 06/30/2023, 06/30/2024)																
105117	HONG KONG SHOUSON HILL	03/28/2009	Active	39	4	3	1	2.63%	38	6	0			P,S,T,M,VP SC	1		\$11,828.00
	Exc Award (06/30/2016, 06/30/2017, 06/30/2018)																
141615	HONG KONG SIGNATURE	06/10/2020	Active	11	6	15	-9	-45.00%	20	4	0			P,S,T,M,VP SC	6		\$1,000.00
52099	HONG KONG SILVERSTRAND	10/18/1991	Active	29	2	6	-4	-12.12%	33	12	0			P,S,T,M,VP SC	2		\$1,000.00
	Exc Award (06/30/2017)																
33464	HONG KONG SOUTH	03/09/1977	Active	29	4	3	1	3.57%	28	5	0			P,S,T,M,VP SC	1		\$35,520.00
	Exc Award (06/30/2016, 06/30/2017, 06/30/2018)																
132883	Hong Kong Stars	11/03/2017	Active(1)	11	0	2	-2	-15.38%	13	3	0		None	P,S,T,M,VP SC	1		
	Exc Award (06/30/2018, 06/30/2024)																
105346	HONG KONG SUN	04/24/2009	Active	9	2	0	2	28.57%	7		0			P,S,T,M,VP SC	0		\$1,000.00
	Exc Award (06/30/2018, 06/30/2022)																
30386	HONG KONG THE PEAK	03/11/1975	Active	17	2	8	-6	-26.09%	23	8	2		None	P,S,T,M,VP SC	24+		\$6,285.00
131095	Hong Kong Tseung Kwan O	05/31/2017	Active(1)	8	3	7	-4	-33.33%	12	4	0			P,S,T,M,VP SC	1		
115239	HONG KONG TSUEN WAN	10/10/2011	Active(1)	18	6	7	-1	-5.26%	19	6	0			P,S,T,M,VP SC	0		\$2,000.00
152665	Hong Kong Tung Chung	09/27/2022	Active(1)	12	11	11	0	0.00%	12	2	1			P,S,T,M,VP SC	N/R		
150283	Hong Kong Universal Fraternity	03/30/2022	Active	17	3	3	0	0.00%	17	4	0			P,S,T,M,VP SC	10		
37447	HONG KONG WEST	07/02/1979	Active	24	1	2	-1	-4.00%	25	9	0			P,S,T,M,VP SC	7		
	Exc Award (06/30/2018)																
125276	Hong Kong Yau Tsim Mong	07/23/2015	Active(1)	10	7	0	7	233.33%	3		0			P,S,T,M,VP SC	6		



Club Health Assessment for District 303 through June 2025

			Status	Membership							Reports					Finance	LCIF
Club Number	Club Name	Charter Date		Current Member Count	YTD Members Added	YTD Members Dropped	YTD Net Growth	YTD Net Growth%	Member Count 12 Months Ago	Avg. length of service for dropped members	Months Since Last MMR ***	Yrs. Since Last Officer Report	President Rotation	Vice President Reported ****	Months Since Last Activity Report ***	Account Balance	Donations for current Fiscal Year
			Number of times on status quo within last two years	If below 15 members appears				If net loss is greater than 20% appears			If no report in 3 months appears in	When more than one year appears in	Number of repeat terms	Notes the officers that do not have appears in an active	If no report at 12 months red		
Exc Award (06/30/2022)																	
116529	HONG KONG YAU YAT CHUEN	04/25/2012	Active	25	2	24	-22	-46.81%	47	8	0			P,S,T,M,VP SC	2		
135917	Huaxia Hong Kong	07/12/2018	Active	40	5	0	5	14.29%	35		1			P,S,T,M,VP SC	N/R		
142858	Kau To Shan	09/09/2020	Active	23	5	6	-1	-4.17%	24	3	0		None	P,S,T,M,VP SC	4		\$5,050.00
Exc Award (06/30/2022)																	
25538	KOWLOON	06/19/1959	Active	10	0	0	0	0.00%	10		12		2	P,S,T,M,VP SC	24+		\$3,000.00
124994	Kowloon Bay Hong Kong	05/28/2015	Active	17	1	5	-4	-19.05%	21	3	0			P,S,T,M,VP SC	1		\$3,000.00
36511	KOWLOON BEACON HILL	01/31/1979	Active(1)	17	1	8	-7	-29.17%	24	9	0			P,S,T,M,VP SC	24+		\$1,000.00
128897	Kowloon City	09/14/2016	Active(2)	18	1	0	1	5.88%	17		1			P,S,T,M,VP SC	19		
Exc Award (06/30/2019)																	
61033	KOWLOON DIAMOND	07/01/1998	Active	14	2	6	-4	-22.22%	18	2	0			P,S,T,M,VP SC	0		
Exc Award (06/30/2018)																	
31174	KOWLOON EAST	09/08/1975	Active	24	1	1	0	0.00%	24	39	1			P,S,T,M,VP SC	24+		\$2,010.00
31598	KOWLOON SOUTH KOWLOON	01/23/1976	Active	46	3	3	0	0.00%	46	3	0			P,S,T,M,VP SC	24+		\$1,000.00
31770	KOWLOON TONG	02/19/1976	Active	11	0	7	-7	-38.89%	18	5	0			P,S,T,M,VP SC	24+		
51932	KOWLOON TSIM SHA TSUI EAST	07/08/1991	Active	15	0	0	0	0.00%	15		4		None	P,S,T,M,VP SC	3		
32139	KOWLOON WEST KOWLOON	04/27/1976	Active	24	3	4	-1	-4.00%	25	4	0			P,S,T,M,VP SC	19		
Exc Award (06/30/2022)																	
54342	KWAI TSING	04/14/1993	Active(1)	15	2	2	0	0.00%	15	17	0			P,S,T,M,VP SC	24+		
25539	KWUN TONG	08/08/1969	Active	20	0	0	0	0.00%	20		0			P,S,T,M,VP SC	24+		\$257.00
31597	LION ROCK	01/05/1976	Active	13	4	4	0	0.00%	13	12	0			P,S,T,M,VP SC	24+		\$2,750.00
Exc Award (06/30/2016, 06/30/2017, 06/30/2020)																	
25544	MACAU	11/01/1971	Active	26	5	6	-1	-3.70%	27	16	0			P,S,T,M,VP SC	1		\$2,129.00
Exc Award (06/30/2020)																	
52048	MACAU CENTRAL	10/02/1991	Active	17	1	2	-1	-5.56%	18	18	0			P,S,T,M,VP SC	3		
84702	MID LEVELS HONG KONG	02/28/2005	Active(2)	18	0	1	-1	-5.26%	19	2	1			P,S,T,M,VP SC	1		



Club Health Assessment for District 303 through June 2025

			Status	Membership							Reports					Finance		LCIF
Club Number	Club Name	Charter Date		Current Member Count	YTD Members Added	YTD Members Dropped	YTD Net Growth	YTD Net Growth%	Member Count 12 Months Ago	Avg. length of service for dropped members	Months Since Last MMR ***	Yrs. Since Last Officer Report	President Rotation	Vice President Reported ****	Months Since Last Activity Report ***	Account Balance	Donations for current Fiscal Year	
			Number of times on status quo within last two years	If below 15 members appears				If net loss is greater than 20% appears			If no report in 3 months appears in	When more than one year appears in	Number of repeat terms	Notes the officers that do not have appears in an active	If no report at 12 months red			
40041	MT CAMERON L C	06/11/1981	Active	19	1	1	0	0.00%	19	43	6			P,S,T,M,VP SC	24+			
	Exc Award (06/30/2018)																	
128173	Mt Davis Centennial	06/30/2016	Active(1)	7	1	1	0	0.00%	7	0	8			P,S,T,M,VP SC	24+			
	Exc Award (06/30/2019)																	
34053	NEW TERRITORIES L C	06/15/1977	Active	42	12	2	10	31.25%	32	42	0			P,S,T,M,VP SC	4		\$1,000.00	
	Exc Award (06/30/2017)																	
25541	NORTH KOWLOON	08/10/1966	Active(1)	15	0	5	-5	-25.00%	20	8	0			P,S,T,M,VP SC	9		\$1,000.00	
53307	REPULSE BAY HONG KONG	06/04/1992	Active	28	0	1	-1	-3.45%	29	9	0			P,S,T,M,VP SC	6		\$2,000.00	
107743	SHAM SHUI PO HONG KONG	03/05/2010	Active	27	2	2	0	0.00%	27	9	0		2	P,S,T,M,VP SC	0			
	Exc Award (06/30/2018)																	
39917	SHATIN	05/27/1981	Active	21	4	8	-4	-16.00%	25	5	0			P,S,T,M,VP SC	1		\$13,893.00	
	Exc Award (06/30/2021)																	
123050	South	08/29/2014	Active(1)	7	2	8	-6	-46.15%	13	5	0			P,S,T,M,VP SC	24+			
25542	TAI PING SHAN	05/04/1965	Active	29	3	5	-2	-6.45%	31	17	0			P,S,T,M,VP SC	10		\$7,000.00	
127093	Tai Po	03/21/2016	Active(1)	13	0	3	-3	-18.75%	16	7	0			P,S,T,M,VP SC	11			
30119	TSIM SHA TSUI	01/06/1975	Active	37	4	2	2	5.71%	35	28	0			P,S,T,M,VP SC	4		\$2,000.00	
	Exc Award (06/30/2018, 06/30/2020, 06/30/20)																	
61395	TSING YI-MA WAN TSING MA	12/31/1998	Active	37	4	1	3	8.82%	34	0	1			P,S,T,M,VP SC	1		\$4,571.00	
	Exc Award (06/30/2018)																	
49829	TUEN MUN	08/25/1989	Active	38	3	2	1	2.70%	37	7	0		2	P,S,T,M,VP SC	3		\$1,000.00	
	Exc Award (06/30/2016, 06/30/2019, 06/30/20)																	
25543	VICTORIA	10/29/1961	Active	19	0	0	0	0.00%	19		1			P,S,T,M,VP SC	24+		\$129.00	
82352	WAN CHAI HONG KONG	06/28/2004	Active	19	8	5	3	18.75%	16	23	0			P,S,T,M,VP SC	1		\$1,000.00	
	Exc Award (06/30/2018)																	
45194	YUEN LONG	06/06/1985	Active(2)	8	3	11	-8	-50.00%	16	14	0			P,S,T,M,VP SC	1			



Club Health Assessment for District 303 through June 2025

				Status		Membership							Reports					Finance		LCIF
Club Number	Club Name	Charter Date																		

* - P - Priority Club. Cancellation Reasons: 1-Objectives/conduct, 2-Non-active club, 5-Non-existing club, 6-Disbanding, 7-Merger, 8-Financial Suspension, 9-District/Multiple District Dues.

** - Abbreviation: P-President, S-Secretary, T-Treasurer, M-Member Chairperson, VP-First Vice President, MC-Communications Chairperson, SC-Service Chairperson

*** - Abbreviation: N/R - Never reported using the Lions Clubs website, N/A - Not applicable, No password registered for the Lions Clubs website.

**** - Abbreviation: N - New, IP - Immediate Past, R - Repeat.